



# Leader's Guide:

## TRUST CHRIST

### FACILITATING THE DISCUSSION:

Much of your role as Life Group leader is to help surface questions and create conversation that foster self-discovery. Do NOT feel like you need to (or should) primarily teach the study. Having one or two prepared insights based on a scripture or discernment question is as much teaching as you might want to do. True transformation will be the fruit of guiding the discussion and providing questions for the conversation you are having. **This is the first outcome you will go through together, so take the time to walk through it during your allotted group time in order to demonstrate how they will work through the outcomes on their own.** Refer to the "Get Curious" page in the playbook for more direction in how to ask good questions.

Consider the following questions as a way to guide your Life Group through the Study. Each Outcome Study includes five sections (Outcome Defined, Described, Evidence, Scripture and Next Steps). You will want to go through each section (not necessarily using every question). Page one of each study will help your group get beyond the surface of the specific spiritual outcome, so don't rush through it. You may need two weeks to get through the Study portion of the Outcomes.

### SET UP THE DISCUSSION:

- ▶ What does it mean to trust someone?

### SPIRITUAL OUTCOME DEFINED:

Read the definition and ask the first question and one or two of the other questions to start the conversation:

- ▶ As the outcome stated, one aspect of trusting Christ is allowing Him to be Lord and Leader of all of life. There are a multitude of things with which we can choose to trust Christ or not (job, relationships, health, finances, etc) all those things add up to how we are doing with trusting Christ each day. With that in mind, on a scale of 1-10 (1 being, "I don't trust Him at all", and 10 being, "I trust Him with everything") how would you rate your everyday trust in Christ? Why do you answer with that number today?
  - ▶ Tip: If someone says, for example, "I'm at a 6 with trusting Christ every day because I am having a hard time trusting Him with my finances", you follow up with the question: What would it look for you to take steps toward trusting Christ in that specific area?
- ▶ How do you feel/what do you think about the definition?
- ▶ Is there anything new or surprising about the definition?
- ▶ Is there anything you'd add or take away from the definition?

## SPIRITUAL OUTCOME DESCRIBED:

The description has several good thoughts that might get your group opening up quickly. As it relates to the Spiritual Outcome, don't be afraid to camp-out here for a while and let people share what aspect of the description grabbed their attention.

Read through the description and either pause to ask some questions from below (directions in parentheses) or read through the whole description and then ask one or two of the following questions to start the conversation:

- ▶ Is it possible to fully trust Christ and yet believe that there are many other paths (religions) to having a relationship with God? Why or why not? (Read after first paragraph)
- ▶ Do you agree with the argument C.S. Lewis made about the identity of Jesus? Does this bring any conviction about how you think and talk about Jesus or does it bolster your faith in His identity as God? (Read after first paragraph)
- ▶ What can we determine is the first step in trusting Christ? (Read after third paragraph)
- ▶ In what ways are you seeing transformation in your life from trusting Jesus in that area? In what areas have you yet to see transformation as a result of not trusting Christ in those areas? (Read after final paragraph)

Then, choose a couple of the following questions to ask:

- ▶ What grabbed your attention in the description? What stands out to you here?
- ▶ What questions come to mind as you read the description? Anything you didn't understand?
- ▶ Is there anything you would add or take away from the description?
- ▶ How do you respond to that description?

## EVIDENCE OF SPIRITUAL OUTCOME:

Read the "Evidence" list and ask one or two of the following questions:

- ▶ In what ways are you seeing evidence of this outcome in your life?
- ▶ In what area would you like to see growth?
- ▶ Is there any evidence of this outcome that you can think of that is not listed?

## SCRIPTURE AND DISCERNMENT QUESTIONS:

This section will be the meat of the conversation. It's in this section that you'll want to let the Scripture readings teach and inform your group on what this outcome is all about.

- ▶ What passages of Scripture stood out to you the most and why?
- ▶ Did you learn anything new from these passages of Scripture?
- ▶ What did you learn about God as you engaged in this outcome? What did you learn about yourself?

**\*\*TIP\*\*** For each Outcome Study, as your group does the study on their own before group, have them star or highlight at least two scriptures and two discernment questions that grabbed their attention or caused them to ask deeper questions of themselves.

## NEXT STEPS (SO IMPORTANT-DON'T SKIP!):

Be sure that you leave enough time to explore what next steps could be for each person. Encourage them to consider what it would look like to apply whatever it is that God revealed to them in this outcome. It's in this section that you'll ask "so what?"

- ▶ How do I apply these things I've learned to my life?
- ▶ How does this lead to transformation in my life and not merely remain information?

Consider some of the ideas that were brought up and ask one or two questions;

- ▶ So what? – how will this impact my life four days, two weeks, a year from now?
- ▶ What do I need to start doing or stop doing to make this true of my life?
- ▶ What barriers are in my life right now that keep me from walking in these truths?
- ▶ How does my thinking need to shift in order to embrace and apply these truths?



# Leader's Guide: **TRUST CHRIST**

## **Adaptation of Robert Boyd Munger's, "My Heart Christ's Home"**

- ▶ Have your group read this section and answer the reflection questions as homework before coming to group.
- ▶ To promote discussion, choose a handful of the reflection questions to invite the group to share their findings.
- ▶ Reflect on: What did you learn about God through the reading? What did you learn about yourself? What's one thing you're going to start or stop doing as a result of what you discovered?

\*Make sure to end with a "Next step" question. How are they going to apply what they discovered in the reading?



# Leader's Guide:

## **TRUST CHRIST**

### LEADING THE DISCUSSION:

- ▶ For this section, they will need time for personal reflection, so have them walk through it on their own as homework.
- ▶ This will be your opportunity to get an idea of where everyone is in their relationship with Christ.
- ▶ For discussion, pick one or two questions from each section and invite the group to share. Be aware of those who are more quiet so you might draw them out. This will be a great way for the group to get to know one another better through hearing about their spiritual background.
- ▶ As always, don't forget to ask them what their next step is!



# Leader's Guide:

## **STUDY GOD**

### FACILITATING THE DISCUSSION:

Much of your role as Life Group leader is to help surface questions and create conversation that foster self-discovery. Do NOT feel like you need to (or should) primarily teach the study. Having one or two prepared insights based on a scripture or discernment question is as much teaching as you might want to do. True transformation will be the fruit of guiding the discussion and providing questions for the conversation you are having. Refer to the "Get Curious" page in the playbook for more direction in how to ask good questions.

Consider the following questions as a way to guide your Life Group through the Study. Each Outcome Study includes five sections (Outcome Defined, Described, Evidence, Scripture and Next Steps). You will want to go through each section (not necessarily using every question). Page one of each study will help your group get beyond the surface of the specific spiritual outcome, so don't rush through it. You may need two weeks to get through the Study portion of the Outcomes.

### SET UP THE DISCUSSION:

Begin by asking:

- ▶ When you hear the word, "study", does it have a positive or negative connotation for you?

### SPIRITUAL OUTCOME DEFINED:

Read the definition and ask the first question and one or two of the other questions to start the conversation:

- ▶ How would you describe your relationship with the Bible?
  - ▶ How do you feel/what do you think about the definition?
  - ▶ Is there anything new or surprising about the definition?
  - ▶ Is there anything you'd add or take away from the definition?

## SPIRITUAL OUTCOME DESCRIBED:

The description has several good thoughts that might get your group opening up quickly. As it relates to the Spiritual Outcome, don't be afraid to camp-out here for a while and let people share what aspect of the description grabbed their attention.

Read through the description and either pause to ask some questions from below (directions in parentheses) or read through the whole definition and then ask one or two of the following questions to start the conversation:

- ▶ How does the concept that the Bible isn't just a rule book, but God's self-revelation to us and the way we get to know Him resonate with you? (Read after third paragraph)
- ▶ Out of the two common errors of pursuing God, neglecting the study of scripture (heart without head), or treating it as an academic exercise (head without heart), which do you tend to lean toward? (Read after fifth paragraph)
- ▶ What do you think about this statement: "When we have depth of understanding, we will have the depth of conviction that will bring about the kind of living for which we were created"? Have you seen this be true in your life or in someone else? Describe what it looks like. (Read after final paragraph)

Then, choose a couple of the following questions to ask:

- ▶ What grabbed your attention in the description? What stands out to you here?
- ▶ What questions come to mind as you read the description? Anything you didn't understand?
- ▶ Is there anything you would add or take away from the description?
- ▶ How do you respond to that description?

## EVIDENCE OF SPIRITUAL OUTCOME:

Read the "Evidence" list and ask one or two of the following questions:

- ▶ In what ways are you seeing evidence of this outcome in your life?
- ▶ In what area would you like to see growth?
- ▶ Is there any evidence of this outcome that you can think of that is not listed?

## SCRIPTURE AND DISCERNMENT QUESTIONS:

This section will be the meat of the conversation. It's in this section that you'll want to let the Scripture readings teach and inform your group on what this outcome is all about.

- ▶ What passages of Scripture stood out to you the most and why?
- ▶ Did you learn anything new from these passages of Scripture?
- ▶ What did you learn about God as you engaged in this outcome? What did you learn about yourself?

**\*\*TIP\*\*** For each Outcome Study, as your group does the study on their own before group, have them star or highlight at least two scriptures and two discernment questions that grabbed their attention or caused them to ask deeper questions of themselves.

## NEXT STEPS (SO IMPORTANT-DON'T SKIP!):

Be sure that you leave enough time to explore what next steps could be for each person. Encourage them to consider what it would look like to apply whatever it is that God revealed to them in this outcome. It's in this section that you'll ask "so what?"

- ▶ How do I apply these things I've learned to my life?
- ▶ How does this lead to transformation in my life and not merely remain information?

Consider some of the ideas that were brought up and ask one or two questions;

- ▶ So what? – how will this impact my life four days, two weeks, a year from now?
- ▶ What do I need to start doing or stop doing to make this true of my life?
- ▶ What barriers are in my life right now that keep me from walking in these truths?
- ▶ How does my thinking need to shift in order to embrace and apply these truths?





# Leader's Guide: **STUDY GOD**

## **How to Study the Bible: Observation, Interpretation, Application Method**

For many in your group, this style of studying the Bible (or studying the Bible, period) may be a completely new concept for them. Have them **review the Introduction to the Outcomes** document to remind them of why studying the Bible is so important- it's how we grow in relationship with God that we might then be like Him.

- ▶ Have your group read this section on how to study the Bible on their own before group.
- ▶ Have them watch the first four episodes from the "How to Read the Bible" series from the Bible Project, Intro to the Bible found here: <https://bibleproject.com/explore/category/how-to-read-bible-introduction/>

### **Tips as you prepare to lead through this section:**

- Watch these videos by InterVarsity Christian Fellowship on how to lead an OIA study:
  1. Observation: <https://www.youtube.com/watch?v=VDkpJWHiDpw>
  2. Interpretation: <https://www.youtube.com/watch?v=bBaUBtO7Vpg>
  3. Application: <https://www.youtube.com/watch?v=ID03BB3-yC8>
- Review the "Get Curious" questions from your Playbook to refresh yourself on how to ask good questions.
- Remember, it's ok to say things like, "Wow, that's an interesting observation on this passage. I'm not sure why the author chose to say that, let's think about it. Any ideas?" And if the group is stuck on something, don't hesitate to say, "Why don't we do some research on our own and come back next week with what we find?"
- The goal is that we know Jesus more through our study of Scripture, so the major question we should be leaving with as a result of observing, interpreting, and applying the passage is, how does this grow my love for Jesus and inspire me to follow Him more closely?



# Leader's Guide:

## **STUDY GOD**

### Leading the discussion:

- ▶ Before beginning to walk through Philippians One, watch the Bible Project video on the overview of Philippians in order to get a sense of the context. <https://bibleproject.com/explore/video/philippians/>
- ▶ Take some time to review and discuss the OIA method and then walk through Philippians 1 together. Consider giving them some time on their own during group to do each section before discussing as a group.
  - ▶ You can get creative with this! It can help to print out the passage and have map pencils or markers for them to use to mark up the passage with their observations and questions.
- ▶ For the next three weeks, have them do the OIA method for each chapter (Philippians 2-4) on their own before coming back to discuss with the group.





# Leader's Guide:

## **RELATE TO GOD**

### FACILITATING THE DISCUSSION:

Much of your role as Life Group leader is to help surface questions and create conversation that foster self-discovery. Do NOT feel like you need to (or should) primarily teach the study. Having one or two prepared insights based on a scripture or discernment question is as much teaching as you might want to do. True transformation will be the fruit of guiding the discussion and providing questions for the conversation you are having. Refer to the "Get Curious" page in the playbook for more direction in how to ask good questions.

Consider the following questions as a way to guide your Life Group through the Study. Each Outcome Study includes five sections (Outcome Defined, Described, Evidence, Scripture and Next Steps). You will want to go through each section (not necessarily using every question). Page one of each study will help your group get beyond the surface of the specific spiritual outcome, so don't rush through it. You may need two weeks to get through the Study portion of the Outcomes.

### SET UP THE DISCUSSION:

Ask one of the following questions:

- ▶ In scripture God shows us that He relates to us in different ways: King, Friend, Protector, Provider, Lover (Pursuer of my soul), Counselor, Father, Mentor....
  - ▶ How do you relate to Him currently?
  - ▶ How have you related to Him in the past? How would you like to relate to him?
- ▶ What or who has influenced your thinking and experience of what it means to relate to God? Has it been positive or negative?

### SPIRITUAL OUTCOME DEFINED:

Read the definition and ask one or two of the questions to start the conversation:

- ▶ How do you feel/what do you think about this definition?
- ▶ Is there anything new or surprising about this definition?
- ▶ Is there anything you would add or take away from this definition?

## SPIRITUAL OUTCOME DESCRIBED:

The description has several good thoughts that might get your group opening up quickly. As it relates to the Spiritual Outcome, don't be afraid to camp-out here for a while and let people share what aspect of the description grabbed their attention.

Read through the description and either pause to ask some questions from below (directions in parentheses) or read through the whole description and then ask one or two of the following questions to start the conversation:

- ▶ Abraham was called a friend of God. Do you believe that God refers to you as a friend? What makes you say that? (Read after second paragraph).
- ▶ Do you think of your relationship with God as something to be cultivated? Why or why not? (Read after third paragraph).
  - ▶ What grabbed your attention from the description?
  - ▶ What questions come to mind as you read the description? Anything you didn't understand?
  - ▶ Is there anything you would add or take away from the description?
  - ▶ How do you respond to that description?

## EVIDENCE OF SPIRITUAL OUTCOME:

Read the "Evidence" list and ask one or two of the following questions:

- ▶ In what ways are you seeing evidence of this outcome in your life?
- ▶ In what area would you like to see growth?
- ▶ Is there any evidence of this outcome that you can think of that is not listed?

## SCRIPTURE AND DISCERNMENT QUESTIONS:

This section will be the meat of the conversation. It's in this section that you'll want to let the Scripture readings teach and inform your group on what this outcome is all about.

- ▶ What passages of Scripture stood out to you the most and why?
- ▶ Did you learn anything new from these passages of Scripture?
- ▶ What did you learn about God as you engaged in this outcome? What did you learn about yourself?

**\*\*TIP\*\*** For each Outcome Study, as your group does the study on their own before group, have them star or highlight at least two scriptures and two discernment questions that grabbed their attention or caused them to ask deeper questions of themselves.


## NEXT STEPS (SO IMPORTANT-DON'T SKIP!):

Be sure that you leave enough time to explore what next steps could be for each person. Encourage them to consider what it would look like to apply whatever it is that God revealed to them in this outcome. It's in this section that you'll ask "so what?"

- ▶ How do I apply these things I've learned to my life?
- ▶ How does this lead to transformation in my life and not merely remain information?

Consider some of the ideas that were brought up and ask one or two questions;

- ▶ So what? – how will this impact my life four days, two weeks, a year from now?
- ▶ What do I need to start doing or stop doing to make this true of my life?
- ▶ What barriers are in my life right now that keep me from walking in these truths?
- ▶ How does my thinking need to shift in order to embrace and apply these truths?



**READ**

## Leader's Guide: **RELATE TO GOD**

### **LEADING THE DISCUSSION:**

Have the group thoughtfully read this section before coming to the group and discuss these questions:

- ▶ What did you learn about God through the reading? What did you learn about yourself? What's one thing you're going to start or stop doing as a result of what you discovered?



# Leader's Guide:

## **RELATE TO GOD**

### **LEADING THE DISCUSSION:**

Have the group do the Apply exercise prior to meeting as a group. Have the group share one or two descriptions of how they naturally connect to God as well as their daily and breakout plan.

\*Be sure to begin next week by checking in on how their plan went.\*

End by asking how everyone's next step (from the Study) is going and if anything has changed since completing this outcome. What needs to happen in their lives in order to cooperate with God in this next step of growth?







# Leader's Guide:

## TRUST GOD

### FACILITATING THE DISCUSSION:

Much of your role as Life Group leader is to help surface questions and create conversation that foster self-discovery. Do NOT feel like you need to (or should) primarily teach the study. Having one or two prepared insights based on a scripture or discernment question is as much teaching as you might want to do. True transformation will be the fruit of guiding the discussion and providing questions for the conversation you are having. Refer to the "Get Curious" page in the playbook for more direction in how to ask good questions.

Consider the following questions as a way to guide your Life Group through the Study. Each Outcome Study includes five sections (Outcome Defined, Described, Evidence, Scripture and Next Steps). You will want to go through each section (not necessarily using every question). Page one of each study will help your group get beyond the surface of the specific spiritual outcome, so don't rush through it. You may need two weeks to get through the Study portion of the Outcomes.

### SET UP THE DISCUSSION:

Ask one of the following questions:

- ▶ Generally, do you trust easily?
- ▶ What difficult step did God ask you take in your past? What made that step painful? What fruit did it bear in you?
- ▶ Do you trust God's love and plan for you? How does that make a difference in your life?

### SPIRITUAL OUTCOME DEFINED:

Read the definition and ask the first question and one or two of the other questions to start the conversation:

- ▶ What are your thoughts/feelings around this definition of idolatry? Have you considered the idea that you might be turning to idols in your life instead of God? How does it show up?
  - ▶ How do you feel/what do you think about this definition?
  - ▶ Is there anything new or surprising about this definition?
  - ▶ Is there anything you would add or take away from this definition?

## SPIRITUAL OUTCOME DESCRIBED:

The description has several good thoughts that might get your group opening up quickly. As it relates to the Spiritual Outcome, don't be afraid to camp-out here for a while and let people share what aspect of the description grabbed their attention.

Read through the description and either pause to ask some questions from below (directions in parentheses) or read through the whole definition and then ask one or two of the following questions to start the conversation:

- ▶ Are there areas in your life where you believe in God but don't trust Him? (Read after first paragraph).
- ▶ What things are you tempted to turn to for security, purpose, or happiness instead of God? (Read after final paragraph)
  - ▶ What grabbed your attention from the description?
  - ▶ What questions come to mind as you read the description? Anything you didn't understand?
  - ▶ Is there anything you would add or take away from the description?
  - ▶ How do you respond to that description?

## EVIDENCE OF SPIRITUAL OUTCOME:

Read the "Evidence" list and ask one or two of the following questions:

- ▶ In what ways are you seeing evidence of this outcome in your life?
- ▶ In what area would you like to see growth?
- ▶ Is there any evidence of this outcome that you can think of that is not listed?

## SCRIPTURE AND DISCERNMENT QUESTIONS:

This section will be the meat of the conversation. It's in this section that you'll want to let the Scripture readings teach and inform your group on what this outcome is all about.

- ▶ What passages of Scripture stood out to you the most and why?
- ▶ Did you learn anything new from these passages of Scripture?
- ▶ What did you learn about God as you engaged in this outcome? What did you learn about yourself?

**\*\*TIP\*\*** For each Outcome Study, as your group does the study on their own before group, have them star or highlight at least two scriptures and two discernment questions that grabbed their attention or caused them to ask deeper questions of themselves.

## NEXT STEPS (SO IMPORTANT-DON'T SKIP!):

Be sure that you leave enough time to explore what next steps could be for each person. Encourage them to consider what it would look like to apply whatever it is that God revealed to them in this outcome. It's in this section that you'll ask "so what?"

- ▶ How do I apply these things I've learned to my life?
- ▶ How does this lead to transformation in my life and not merely remain information?

Consider some of the ideas that were brought up and ask one or two questions;

- ▶ So what? – how will this impact my life four days, two weeks, a year from now?
- ▶ What do I need to start doing or stop doing to make this true of my life?
- ▶ What barriers are in my life right now that keep me from walking in these truths?
- ▶ How does my thinking need to shift in order to embrace and apply these truths?



**READ**

# Leader's Guide: **TRUST GOD**

## **LEADING THE DISCUSSION:**

Have the group thoughtfully read this section before coming to the group and discuss these questions:

- ▶ What did you learn about God through the reading?
- ▶ What did you learn about yourself?
- ▶ What's one thing you're going to start or stop doing as a result of what you discovered?



# Leader's Guide:

## **TRUST GOD**

### **LEADING THE DISCUSSION:**

Have the group do the Apply exercise prior to meeting as a group. Pick four or five questions from the Apply to discuss with the group. End by asking how everyone's next step (from the Study) is going and if anything has changed since completing this outcome. What needs to happen in their lives in order to cooperate with God in this next step of growth?





# Leader's Guide:

## **OBEY GOD**

### FACILITATING THE DISCUSSION:

Much of your role as Life Group leader is to help surface questions and create conversation that foster self-discovery. Do NOT feel like you need to (or should) primarily teach the study. Having one or two prepared insights based on a scripture or discernment question is as much teaching as you might want to do. True transformation will be the fruit of guiding the discussion and providing questions for the conversation you are having. Refer to the "Get Curious" page in the playbook for more direction in how to ask good questions.

Consider the following questions as a way to guide your Life Group through the Study. Each Outcome Study includes five sections (Outcome Defined, Described, Evidence, Scripture and Next Steps). You will want to go through each section (not necessarily using every question). Page one of each study will help your group get beyond the surface of the specific spiritual outcome, so don't rush through it. You may need two weeks to get through the Study portion of the Outcomes.

### SET UP THE DISCUSSION:

Begin by asking this question:

- ▶ When you consider the concept of obedience, what thoughts/feelings come to mind?

### SPIRITUAL OUTCOME DEFINED:

Read the definition and ask the first question and one or two of the other questions to start the conversation:

- ▶ Do you believe that what God wants for you is best? Do you live like this is true?
  - ▶ How do you feel/what do you think about this definition?
  - ▶ Is there anything new or surprising about this definition?
  - ▶ Is there anything you would add or take away from this definition?



## SPIRITUAL OUTCOME DESCRIBED:

The description has several good thoughts that might get your group opening up quickly. As it relates to the Spiritual Outcome, don't be afraid to camp-out here for a while and let people share what aspect of the description grabbed their attention.

Read through the description and either pause to ask some questions from below (directions in parentheses) or read through the whole definition and then ask one or two of the following questions to start the conversation:

- ▶ How do you think trust and obedience go together? (Read after first paragraph)
- ▶ In what way(s) do you relate to the Israelites? (Read after second paragraph)
- ▶ What would you say to the person who claims that because everything is forgiven, they don't have to obey? (Read after the fifth paragraph)
  - ▶ What grabbed your attention from the description?
  - ▶ What questions come to mind as you read the description? Anything you didn't understand?
  - ▶ Is there anything you would add or take away from the description?
  - ▶ How do you respond to that description?

## EVIDENCE OF SPIRITUAL OUTCOME:

Read the "Evidence" list and ask the first question and one or two of the following:

- ▶ In what areas have you experienced freedom from sin or major steps of obedience to God?
  - ▶ In what ways are you seeing evidence of this outcome in your life?
  - ▶ In what area would you like to see growth?
  - ▶ Is there any evidence of this outcome that you can think of that is not listed?

## SCRIPTURE AND DISCERNMENT QUESTIONS:

This section will be the meat of the conversation. It's in this section that you'll want to let the Scripture readings teach and inform your group on what this outcome is all about.

\*Be sure to talk about what people turn to for security, joy and purpose. It comes up in several discernment questions.\*

- ▶ What passages of Scripture stood out to you the most and why?
- ▶ Did you learn anything new from these passages of Scripture?
- ▶ What did you learn about God as you engaged in this outcome? What did you learn about yourself?

**\*\*TIP\*\*** For each Outcome Study, as your group does the study on their own before group, have them star or highlight at least two scriptures and two discernment questions that grabbed their attention or caused them to ask deeper questions of themselves.


## NEXT STEPS (SO IMPORTANT-DON'T SKIP!):

Be sure that you leave enough time to explore what next steps could be for each person. Encourage them to consider what it would look like to apply whatever it is that God revealed to them in this outcome. It's in this section that you'll ask "so what?"

- ▶ How do I apply these things I've learned to my life?
- ▶ How does this lead to transformation in my life and not merely remain information?

Consider some of the ideas that were brought up and ask one or two questions;

- ▶ So what? – how will this impact my life four days, two weeks, a year from now?
- ▶ What do I need to start doing or stop doing to make this true of my life?
- ▶ What barriers are in my life right now that keep me from walking in these truths?
- ▶ How does my thinking need to shift in order to embrace and apply these truths?



**READ**

# Leader's Guide:

## **OBEY GOD**

### **LEADING THE DISCUSSION:**

Have the group thoughtfully read this section before coming to the group and discuss these questions:

- ▶ What are your thoughts on the commandment to not "take the name of the name of the LORD in vain" being more about our conduct than our speech? Was this a new perspective for you? How does this impact you?
  - ▶ What did you learn about God through the reading?
  - ▶ What did you learn about yourself?
  - ▶ What's one thing you're going to start or stop doing as a result of what you discovered?



# Leader's Guide:

## **OBEY GOD**

### **LEADING THE DISCUSSION:**

Have the group do the Apply exercise prior to meeting as a group. Pick four or five questions from the Apply to discuss with the group. End by asking how everyone's next step (from the Study) is going and if anything has changed since completing this outcome. What needs to happen in their lives in order to cooperate with God in this next step of growth?





# Leader's Guide:

## **WORSHIP GOD**

### FACILITATING THE DISCUSSION:

Much of your role as Life Group leader is to help surface questions and create conversation that foster self-discovery. Do NOT feel like you need to (or should) primarily teach the study. Having one or two prepared insights based on a scripture or discernment question is as much teaching as you might want to do. True transformation will be the fruit of guiding the discussion and providing questions for the conversation you are having. Refer to the "Get Curious" page in the playbook for more direction in how to ask good questions.

Consider the following questions as a way to guide your Life Group through the Study. Each Outcome Study includes five sections (Outcome Defined, Described, Evidence, Scripture and Next Steps). You will want to go through each section (not necessarily using every question). Page one of each study will help your group get beyond the surface of the specific spiritual outcome, so don't rush through it. You may need two weeks to get through the Study portion of the Outcomes.

### SET UP THE DISCUSSION:

Begin by asking this question:

- ▶ Do you think of yourself as a worshipper?

### SPIRITUAL OUTCOME DEFINED:

Read the definition and ask the first question and one or two of the other questions to start the conversation:

- ▶ What does worship look like throughout your daily life?
  - ▶ How do you feel/what do you think about this definition?
  - ▶ Is there anything new or surprising about this definition?
  - ▶ Is there anything you would add or take away from this definition?

## SPIRITUAL OUTCOME DESCRIBED:

The description has several good thoughts that might get your group opening up quickly. As it relates to the Spiritual Outcome, don't be afraid to camp-out here for a while and let people share what aspect of the description grabbed their attention.

Read through the description and either pause to ask some questions from below (directions in parentheses) or read through the whole definition and then ask one or two of the following questions to start the conversation:

- ▶ What is one thing you long for that you believe will change everything if you get it? (Read after first paragraph).
- ▶ What is an example of a cistern that you tried to dig for yourself at some point in your life (or currently)? What was/is the outcome? (Read after second paragraph)
- ▶ Does this C.S. Lewis quote resonate with you? If so, how? (Read after C.S. Lewis quote)
- ▶ Do you really believe that God desires our worship because He knows that this is the only way we will truly find fulfillment and be who He created us to be? (Read after final paragraph)
  - ▶ What grabbed your attention from the description?
  - ▶ What questions come to mind as you read the description? Anything you didn't understand?
  - ▶ Is there anything you would add or take away from the description?
  - ▶ How do you respond to that description?

## EVIDENCE OF SPIRITUAL OUTCOME:

Read the "Evidence" list and ask the following questions:

- ▶ In what ways are you seeing evidence of this outcome in your life?
- ▶ In what area would you like to see growth?
- ▶ Is there any evidence of this outcome that you can think of that is not listed?

## SCRIPTURE AND DISCERNMENT QUESTIONS:

This section will be the meat of the conversation. It's in this section that you'll want to let the Scripture readings teach and inform your group on what this outcome is all about.

What passages of Scripture stood out to you the most and why?

- ▶ Did you learn anything new from these passages of Scripture?
- ▶ What did you learn about God as you engaged in this outcome? What did you learn about yourself?

**\*\*TIP\*\*** For each Outcome Study, as your group does the study on their own before group, have them star or highlight at least two scriptures and two discernment questions that grabbed their attention or caused them to ask deeper questions of themselves.

## NEXT STEPS (SO IMPORTANT-DON'T SKIP!):

Be sure that you leave enough time to explore what next steps could be for each person. Encourage them to consider what it would look like to apply whatever it is that God revealed to them in this outcome. It's in this section that you'll ask "so what?"

\*How have the things I've learned drawn me closer to Jesus and given me a deeper understanding of what He has done for me?

- ▶ How do I apply these things I've learned to my life?
- ▶ How does this lead to transformation in my life and not merely remain information?

Consider some of the ideas that were brought up and ask one or two questions;

- ▶ So what? – how will this impact my life four days, two weeks, a year from now?
- ▶ What do I need to start doing or stop doing to make this true of my life?
- ▶ What barriers are in my life right now that keep me from walking in these truths?
- ▶ How does my thinking need to shift in order to embrace and apply these truths?





# Leader's Guide: **WORSHIP GOD**

## **LEADING THE DISCUSSION:**

Have the group thoughtfully read this section before coming to the group and discuss these questions:

- ▶ What "gifts" do you tend to confuse as "gods"? What steps need to be taken to put them in their rightful place so that you might be whole-hearted toward God?
  - ▶ What did you learn about God through the reading?
  - ▶ What did you learn about yourself?
  - ▶ What's one thing you're going to start or stop doing as a result of what you discovered?



# Leader's Guide: **WORSHIP GOD**

## **LEADING THE DISCUSSION:**

Have the group do the Apply exercise prior to meeting as a group. Pick four or five questions from the Apply to discuss with the group. End by asking how everyone's next step (from the Study) is going and if anything has changed since completing this outcome. What needs to happen in their lives in order to cooperate with God in this next step of growth?





# Leader's Guide:

## **STAY CONNECTED**

### FACILITATING THE DISCUSSION:

Much of your role as Life Group leader is to help surface questions and create conversation that foster self-discovery. Do NOT feel like you need to (or should) primarily teach the study. Having one or two prepared insights based on a scripture or discernment question is as much teaching as you might want to do. True transformation will be the fruit of guiding the discussion and providing questions for the conversation you are having. Refer to the "Get Curious" page in the playbook for more direction in how to ask good questions.

Consider the following questions as a way to guide your Life Group through the Study. Each Outcome Study includes five sections (Outcome Defined, Described, Evidence, Scripture and Next Steps). You will want to go through each section (not necessarily using every question). Page one of each study will help your group get beyond the surface of the specific spiritual outcome, so don't rush through it. You may need two weeks to get through the Study portion of the Outcomes.

### SET UP THE DISCUSSION:

Begin by asking:

- ▶ In your own spiritual journey, what has been your experience with or exposure to the Holy Spirit?

### SPIRITUAL OUTCOME DEFINED:

Read the definition and ask the first question and one or two of the other questions to start the conversation:

- ▶ Of the three things mentioned in the definition, which do you feel strongest at and which do you feel is most challenging? (Walks through life in communion with God, listening to the Spirit for guidance, and Trusting the Spirit for strength).
  - ▶ How do you feel/what do you think about this definition?
  - ▶ Is there anything new or surprising about this definition?
  - ▶ Is there anything you would add or take away from this definition?

## SPIRITUAL OUTCOME DESCRIBED:

The description has several good thoughts that might get your group opening up quickly. As it relates to the Spiritual Outcome, don't be afraid to camp-out here for a while and let people share what aspect of the description grabbed their attention.

Read through the description and either pause to ask some questions from below (directions in parentheses) or read through the whole definition and then ask one or two of the following questions to start the conversation:

- ▶ Do you think it is better for us to have the presence of God residing within us than the presence of God walking beside us? Why do you think that? (Read after second paragraph)
- ▶ Which of these roles of the Holy Spirit do you connect with or experience the most? Which do you have trouble relating to? (Read after third paragraph)
- ▶ What do you think it means to keep in step with the Spirit? Are you currently doing that? (Read after fourth paragraph)
  - ▶ What grabbed your attention from the description?
  - ▶ What questions come to mind as you read the description? Anything you didn't understand?
  - ▶ Is there anything you would add or take away from the description?
  - ▶ How do you respond to that description?

## EVIDENCE OF SPIRITUAL OUTCOME:

Read the "Evidence" list and ask the following questions:

- ▶ In what ways are you seeing evidence of this outcome in your life?
- ▶ In what area would you like to see growth?
- ▶ Is there any evidence of this outcome that you can think of that is not listed?

## SCRIPTURE AND DISCERNMENT QUESTIONS:

This section will be the meat of the conversation. It's in this section that you'll want to let the Scripture readings teach and inform your group on what this outcome is all about.

What passages of Scripture stood out to you the most and why?

- ▶ Did you learn anything new from these passages of Scripture?
- ▶ What did you learn about God as you engaged in this outcome? What did you learn about yourself?

**\*\*TIP\*\*** For each Outcome Study, as your group does the study on their own before group, have them star or highlight at least two scriptures and two discernment questions that grabbed their attention or caused them to ask deeper questions of themselves.

## NEXT STEPS (SO IMPORTANT-DON'T SKIP!):


Be sure that you leave enough time to explore what next steps could be for each person. Encourage them to consider what it would look like to apply whatever it is that God revealed to them in this outcome. It's in this section that you'll ask "so what?"

\*How have the things I've learned drawn me closer to Jesus and given me a deeper understanding of what He has done for me?

- ▶ How do I apply these things I've learned to my life?
- ▶ How does this lead to transformation in my life and not merely remain information?

Consider some of the ideas that were brought up and ask one or two questions;

- ▶ So what? – how will this impact my life four days, two weeks, a year from now?
- ▶ What do I need to start doing or stop doing to make this true of my life?
- ▶ What barriers are in my life right now that keep me from walking in these truths?
- ▶ How does my thinking need to shift in order to embrace and apply these truths?



# Leader's Guide:

## **STAY CONNECTED**

### LEADING THE DISCUSSION:

Have the group thoughtfully read this section before coming to the group and discuss these questions:

- ▶ What did you learn about God through the reading?
- ▶ What did you learn about yourself?
- ▶ What's one thing you're going to start or stop doing as a result of what you discovered?



# Leader's Guide: **STAY CONNECTED**

## LEADING THE DISCUSSION:

Have the group do the Apply exercise prior to meeting as a group. Pick four or five questions from the Apply to discuss with the group. End by asking how everyone's next step (from the Study) is going and if anything has changed since completing this outcome. What needs to happen in their lives in order to cooperate with God in this next step of growth?







# Leader's Guide: **NEW CREATION**

## FACILITATING THE DISCUSSION:

Much of your role as Life Group leader is to help surface questions and create conversation that foster self-discovery. Do NOT feel like you need to (or should) primarily teach the study. Having one or two prepared insights based on a scripture or discernment question is as much teaching as you might want to do. True transformation will be the fruit of guiding the discussion and providing questions for the conversation you are having. Refer to the "Get Curious" page in the playbook for more direction in how to ask good questions.

Consider the following questions as a way to guide your Life Group through the Study. Each Outcome Study includes five sections (Outcome Defined, Described, Evidence, Scripture and Next Steps). You will want to go through each section (not necessarily using every question). Page one of each study will help your group get beyond the surface of the specific spiritual outcome, so don't rush through it. You may need two weeks to get through the Study portion of the Outcomes.

## SET UP THE DISCUSSION:

Begin by asking:

- ▶ What first comes to mind when you hear the word, identity?
- ▶ What are the ways you have defined yourself throughout your life?

## SPIRITUAL OUTCOME DEFINED:

Read the definition and ask the first question and one or two of the other questions to start the conversation:

- ▶ To what degree do you operate primarily from your identity in Christ?
  - ▶ How do you feel/what do you think about this definition?
  - ▶ Is there anything new or surprising about this definition?
  - ▶ Is there anything you would add or take away from this definition?

## SPIRITUAL OUTCOME DESCRIBED:

The description has several good thoughts that might get your group opening up quickly. As it relates to the Spiritual Outcome, don't be afraid to camp-out here for a while and let people share what aspect of the description grabbed their attention.

Read through the description and either pause to ask some of the questions from below (directions in parentheses) or read through the whole definition and then ask one or two of the following questions to start the conversation:

- ▶ How does Jeremiah 17:9 contradict the common statements of, "But I'm a good person," or, "She/he has a good heart"? (Read after first paragraph)
- ▶ Where does your heart go when you hear that "the calling of scripture is not to change but to die, and to then experience a new life in Christ." (Read after second paragraph)
- ▶ When was a time you remember trying to muscle your way into to changing your behavior? (Read after second paragraph)
- ▶ What lies do you tend to battle with when it comes to your identity? (Read after final paragraph).
  - ▶ What grabbed your attention from the description?
  - ▶ What questions come to mind as you read the description? Anything you didn't understand?
  - ▶ Is there anything you would add or take away from the description?
  - ▶ How do you respond to that description?

## EVIDENCE OF SPIRITUAL OUTCOME:

Read the "Evidence" list and ask the following questions:

- ▶ In what ways are you seeing evidence of this outcome in your life?
- ▶ In what area would you like to see growth?
- ▶ Is there any evidence of this outcome that you can think of that is not listed?

## SCRIPTURE AND DISCERNMENT QUESTIONS:

This section will be the meat of the conversation. It's in this section that you'll want to let the Scripture readings teach and inform your group on what this outcome is all about.

What passages of Scripture stood out to you the most and why?

- ▶ Did you learn anything new from these passages of Scripture?
- ▶ What did you learn about God as you engaged in this outcome? What did you learn about yourself?

**\*\*TIP\*\*** For each Outcome Study, as your group does the study on their own before group, have them star or highlight at least two scriptures and two discernment questions that grabbed their attention or caused them to ask deeper questions of themselves.

## NEXT STEPS (SO IMPORTANT-DON'T SKIP!):


Be sure that you leave enough time to explore what next steps could be for each person. Encourage them to consider what it would look like to apply whatever it is that God revealed to them in this outcome. It's in this section that you'll ask "so what?"

\*How have the things I've learned drawn me closer to Jesus and given me a deeper understanding of what He has done for me?

- ▶ How do I apply these things I've learned to my life?
- ▶ How does this lead to transformation in my life and not merely remain information?

Consider some of the ideas that were brought up and ask one or two questions;

- ▶ So what? – how will this impact my life four days, two weeks, a year from now?
- ▶ What do I need to start doing or stop doing to make this true of my life?
- ▶ What barriers are in my life right now that keep me from walking in these truths?
- ▶ How does my thinking need to shift in order to embrace and apply these truths?



# Leader's Guide:

## **NEW CREATION**

### LEADING THE DISCUSSION:

Have the group thoughtfully read this section before coming to the group and discuss these questions:

- ▶ What did you learn about God through the reading?
- ▶ What did you learn about yourself?
- ▶ What's one thing you're going to start or stop doing as a result of what you discovered?



# Leader's Guide: **NEW CREATION**

## LEADING THE DISCUSSION:

Have the group do the Apply exercise prior to meeting as a group. Pick four or five questions from the Apply to discuss with the group. End by asking how everyone's next step (from the Study) is going and if anything has changed since completing this outcome. What needs to happen in their lives in order to cooperate with God in this next step of growth?





# Leader's Guide:

## **SPIRITUAL DISCIPLINES**

### FACILITATING THE DISCUSSION:

Much of your role as Life Group leader is to help surface questions and create conversation that foster self-discovery. Do NOT feel like you need to (or should) primarily teach the study. Having one or two prepared insights based on a scripture or discernment question is as much teaching as you might want to do. True transformation will be the fruit of guiding the discussion and providing questions for the conversation you are having. Refer to the "Get Curious" page in the playbook for more direction in how to ask good questions.

Consider the following questions as a way to guide your Life Group through the Study. Each Outcome Study includes five sections (Outcome Defined, Described, Evidence, Scripture and Next Steps). You will want to go through each section (not necessarily using every question). Page one of each study will help your group get beyond the surface of the specific spiritual outcome, so don't rush through it. You may need two weeks to get through the Study portion of the Outcomes.

### SET UP THE DISCUSSION:

Begin by asking:

- ▶ How do you feel/what do you think about the concept of discipline in general?
- ▶ What comes to mind when you hear "spiritual disciplines"?

### SPIRITUAL OUTCOME DEFINED:

Read the definition and ask the first question and one or two of the other questions to start the conversation:

- ▶ What spiritual disciplines do you currently practice? (It's ok to say, "none.")
  - ▶ How do you feel/what do you think about this definition?
  - ▶ Is there anything new or surprising about this definition?
  - ▶ Is there anything you would add or take away from this definition?



## SPIRITUAL OUTCOME DESCRIBED:

The description has several good thoughts that might get your group opening up quickly. As it relates to the Spiritual Outcome, don't be afraid to camp-out here for a while and let people share what aspect of the description grabbed their attention.

Read through the description and either pause to ask some of the questions from below (directions in parentheses) or read through the whole definition and then ask one or two of the following questions to start the conversation:

- ▶ Do you tend to view spiritual disciplines this way, as opportunity? Or do you view them as more of an obligation (Read after second paragraph)
- ▶ Have you given much thought to Jesus' own spiritual practices or how He needed them to draw close to the Father and to hear His voice? What does this stir up for you? (Read after third paragraph)
- ▶ What does it look like to faithfully engage in spiritual disciplines without veering into performance mode? (Read after third paragraph)
- ▶ What are you doing that gives strength and vitality to the new creation that God has birthed within you? (Read after fourth paragraph)
  - ▶ What grabbed your attention from the description?
  - ▶ What questions come to mind as you read the description? Anything you didn't understand?
  - ▶ Is there anything you would add or take away from the description?
  - ▶ How do you respond to that description?

## EVIDENCE OF SPIRITUAL OUTCOME:

Read the "Evidence" list and ask the first two questions and a couple of the following ones:

- ▶ Does this evidence list prompt excitement in your or feel burdensome? Why?
- ▶ If you do practice spiritual disciplines, how much has knowing God and growing in relationship with Him been the focus of them for you? If this is not the main focus or motivation, would change if this was?
  - ▶ In what ways are you seeing evidence of this outcome in your life?
  - ▶ In what area would you like to see growth?
  - ▶ Is there any evidence of this outcome that you can think of that is not listed?

## SCRIPTURE AND DISCERNMENT QUESTIONS:

This section will be the meat of the conversation. It's in this section that you'll want to let the Scripture readings teach and inform your group on what this outcome is all about.

What passages of Scripture stood out to you the most and why?

- ▶ Did you learn anything new from these passages of Scripture?
- ▶ What did you learn about God as you engaged in this outcome? What did you learn about yourself?

**\*\*TIP\*\*** For each Outcome Study, as your group does the study on their own before group, have them star or highlight at least two scriptures and two discernment questions that grabbed their attention or caused them to ask deeper questions of themselves.

## NEXT STEPS (SO IMPORTANT-DON'T SKIP!):


Be sure that you leave enough time to explore what next steps could be for each person. Encourage them to consider what it would look like to apply whatever it is that God revealed to them in this outcome. It's in this section that you'll ask "so what?"

\*How have the things I've learned drawn me closer to Jesus and given me a deeper understanding of what He has done for me?

- ▶ How do I apply these things I've learned to my life?
- ▶ How does this lead to transformation in my life and not merely remain information?

Consider some of the ideas that were brought up and ask one or two questions;

- ▶ So what? – how will this impact my life four days, two weeks, a year from now?
- ▶ What do I need to start doing or stop doing to make this true of my life?
- ▶ What barriers are in my life right now that keep me from walking in these truths?
- ▶ How does my thinking need to shift in order to embrace and apply these truths?



# Leader's Guide:

## **SPIRITUAL DISCIPLINES**

### Read & Apply

#### LEADING THE DISCUSSION:

Have the group thoughtfully read this section (Read & Apply) before coming to the group and choose one or two disciplines to commit to trying out. Take some time to discuss the first page, beginning with this question:

- ▶ Which of the three ways to avoid the "checklist mentality" (from page one) did you need to hear today? How might remembering this help you as you pursue spiritual disciplines?
  - ▶ Was there anything new you learned from the first page?

For the descriptions of spiritual disciplines ask the following questions:

- ▶ Are there any spiritual disciplines listed here that are brand new to you?
- ▶ Which spiritual disciplines stuck out for you and why?
- ▶ Which one or two do you plan to practice this week? What do you hope that time will look like?

\*In order to best implement this, make sure that when you come back together next week that you begin that time sharing how it went and what they learned. Consider breaking them off into pairs in order not to take up too much time in the group.



# Leader's Guide:

# **REPENTANCE & CONFESSION**

## FACILITATING THE DISCUSSION:

Much of your role as Life Group leader is to help surface questions and create conversation that foster self-discovery. Do NOT feel like you need to (or should) primarily teach the study. Having one or two prepared insights based on a scripture or discernment question is as much teaching as you might want to do. True transformation will be the fruit of guiding the discussion and providing questions for the conversation you are having. Refer to the "Get Curious" page in the playbook for more direction in how to ask good questions.

Consider the following questions as a way to guide your Life Group through the Study. Each Outcome Study includes five sections (Outcome Defined, Described, Evidence, Scripture and Next Steps). You will want to go through each section (not necessarily using every question). Page one of each study will help your group get beyond the surface of the specific spiritual outcome, so don't rush through it. You may need two weeks to get through the Study portion of the Outcomes.

## SET UP THE DISCUSSION:

Begin by asking:

- ▶ What comes to mind when you think of the word, confession? What about sin?

## SPIRITUAL OUTCOME DEFINED:

Read the definition and ask one or two of the following questions to start the conversation:

- ▶ How do you feel/what do you think about this definition?
- ▶ Is there anything new or surprising about this definition?
- ▶ Is there anything you would add or take away from this definition?

## SPIRITUAL OUTCOME DESCRIBED:

The description has several good thoughts that might get your group opening up quickly. As it relates to the Spiritual Outcome, don't be afraid to camp-out here for a while and let people share what aspect of the description grabbed their attention.

Read through the description and either pause to ask some of the questions from below (directions in parentheses) or read through the whole definition and then ask one or two of the following questions to start the conversation:

- ▶ When it comes to following Jesus, have you viewed confession and repentance as a one-time or on-going thing? How do you feel/what do you think of it being an on-going thing? (Read after second paragraph)
- ▶ How have you experienced unconfessed sin cause distance between you and God? (Read after second paragraph)
- ▶ Do you agree with the Bonhoeffer quote? How have you experienced unconfessed sin bring isolation? How have you experienced confessed sin to trusted Christ-followers as building deep community? (Read after Bonhoeffer quote)
- ▶ How do you picture God when it comes to confessing your sins? What do you think He's inviting you into? (Read after final paragraph)
  - ▶ What grabbed your attention from the description?
  - ▶ What questions come to mind as you read the description? Anything you didn't understand?
  - ▶ Is there anything you would add or take away from the description?
  - ▶ How do you respond to that description?

## EVIDENCE OF SPIRITUAL OUTCOME:

Read the "Evidence" list and ask a couple of the following questions:

- ▶ In what ways are you seeing evidence of this outcome in your life?
- ▶ In what area would you like to see growth?
- ▶ Is there any evidence of this outcome that you can think of that is not listed?

## SCRIPTURE AND DISCERNMENT QUESTIONS:

This section will be the meat of the conversation. It's in this section that you'll want to let the Scripture readings teach and inform your group on what this outcome is all about.

What passages of Scripture stood out to you the most and why?

- ▶ Did you learn anything new from these passages of Scripture?
- ▶ What did you learn about God as you engaged in this outcome? What did you learn about yourself?

**\*\*TIP\*\*** For each Outcome Study, as your group does the study on their own before group, have them star or highlight at least two scriptures and two discernment questions that grabbed their attention or caused them to ask deeper questions of themselves.

## NEXT STEPS (SO IMPORTANT-DON'T SKIP!):

Be sure that you leave enough time to explore what next steps could be for each person. Encourage them to consider what it would look like to apply whatever it is that God revealed to them in this outcome. It's in this section that you'll ask "so what?"

\*How have the things I've learned drawn me closer to Jesus and given me a deeper understanding of what He has done for me?

- ▶ How do I apply these things I've learned to my life?
- ▶ How does this lead to transformation in my life and not merely remain information?

Consider some of the ideas that were brought up and ask one or two questions;

- ▶ So what? – how will this impact my life four days, two weeks, a year from now?
- ▶ What do I need to start doing or stop doing to make this true of my life?
- ▶ What barriers are in my life right now that keep me from walking in these truths?
- ▶ How does my thinking need to shift in order to embrace and apply these truths?



# Leader's Guide:

## **REPENTANCE & CONFESSION**

### LEADING THE DISCUSSION:

Have the group thoughtfully listen to the Life Apps message before you meet and discuss the Reflection Questions from the end of the outline.

Depending on how much trust is built in your group, consider breaking them off into groups for confession and prayer.

One of the amazing privileges we have as Christ-followers is the ability to say to one another, "You are fully forgiven in Christ and fully loved by Christ." Practice saying that to one another.



## Leader's Guide:

# REPENTANCE & CONFESSION

In preparation for this Apply section, encourage your group to set aside enough time to do this confession exercise. **Consider taking the week off from group with the agreement to spend the group time working through this repentance exercise. OR take the time during your group to walk through the exercise individually. You can help keep them on track time-wise. Take time the following week to share what God did during that time.**







# Leader's Guide:

## **FREEDOM**

### FACILITATING THE DISCUSSION:

Much of your role as Life Group leader is to help surface questions and create conversation that foster self-discovery. Do NOT feel like you need to (or should) primarily teach the study. Having one or two prepared insights based on a scripture or discernment question is as much teaching as you might want to do. True transformation will be the fruit of guiding the discussion and providing questions for the conversation you are having. Refer to the "Get Curious" page in the playbook for more direction in how to ask good questions.

Consider the following questions as a way to guide your Life Group through the Study. Each Outcome Study includes five sections (Outcome Defined, Described, Evidence, Scripture and Next Steps). You will want to go through each section (not necessarily using every question). Page one of each study will help your group get beyond the surface of the specific spiritual outcome, so don't rush through it. You may need two weeks to get through the Study portion of the Outcomes.

### SET UP THE DISCUSSION:

Begin by asking:

- ▶ When have you felt most free in your life and why?

### SPIRITUAL OUTCOME DEFINED:

Read the definition and ask the first question and then one or two of the following questions to start the conversation:

- ▶ It might seem contradictory to find freedom by surrendering to Christ, but how does this kind of surrender bring the freedom we desperately need?
  - ▶ How do you feel/what do you think about this definition?
  - ▶ Is there anything new or surprising about this definition?
  - ▶ Is there anything you would add or take away from this definition?

## SPIRITUAL OUTCOME DESCRIBED:

The description has several good thoughts that might get your group opening up quickly. As it relates to the Spiritual Outcome, don't be afraid to camp-out here for a while and let people share what aspect of the description grabbed their attention.

Read through the description and either pause to ask some of the questions from below (directions in parentheses) or read through the whole definition and then ask one or two of the following questions to start the conversation:

- ▶ What do you think/how do you feel about the description of sin being a worship problem? How have you seen this to be true? (Read after second paragraph)
- ▶ Do you believe everyone who sins is a slave to sin? Why or why not? (Read after third paragraph)
- ▶ Are you currently experiencing this kind of connection to Jesus through the Spirit where everything else pales in comparison? If not, what/who is captivating your heart and attention? Are you walking in freedom? (Read after final paragraph)
  - ▶ What grabbed your attention from the description?
  - ▶ What questions come to mind as you read the description? Anything you didn't understand?
  - ▶ Is there anything you would add or take away from the description?
  - ▶ How do you respond to that description?

## EVIDENCE OF SPIRITUAL OUTCOME:

Read the "Evidence" list and ask the first question and a couple of the following ones:

- ▶ What are some past destructive behaviors from which you are experiencing freedom?
  - ▶ In what ways are you seeing evidence of this outcome in your life?
  - ▶ In what area would you like to see growth?
  - ▶ Is there any evidence of this outcome that you can think of that is not listed?

## SCRIPTURE AND DISCERNMENT QUESTIONS:

This section will be the meat of the conversation. It's in this section that you'll want to let the Scripture readings teach and inform your group on what this outcome is all about.

What passages of Scripture stood out to you the most and why?

- ▶ Did you learn anything new from these passages of Scripture?
- ▶ What did you learn about God as you engaged in this outcome? What did you learn about yourself?

**\*\*TIP\*\*** For each Outcome Study, as your group does the study on their own before group, have them star or highlight at least two scriptures and two discernment questions that grabbed their attention or caused them to ask deeper questions of themselves.

## NEXT STEPS (SO IMPORTANT-DON'T SKIP!):

Be sure that you leave enough time to explore what next steps could be for each person. Encourage them to consider what it would look like to apply whatever it is that God revealed to them in this outcome. It's in this section that you'll ask "so what?"

\*How have the things I've learned drawn me closer to Jesus and given me a deeper understanding of what He has done for me?

- ▶ How do I apply these things I've learned to my life?
- ▶ How does this lead to transformation in my life and not merely remain information?

Consider some of the ideas that were brought up and ask one or two questions;

- ▶ So what? – how will this impact my life four days, two weeks, a year from now?
- ▶ What do I need to start doing or stop doing to make this true of my life?
- ▶ What barriers are in my life right now that keep me from walking in these truths?
- ▶ How does my thinking need to shift in order to embrace and apply these truths?

# Leader's Guide:

# **FREEDOM**

# **WATCH**

## LEADING THE DISCUSSION:

Have the group watch and reflect on the video, Staying Dead, before you meet and discuss what they discovered through the outline.

\*Give them the option of either doing the daily Declare, Decide, Devote prayer from the video, or the prayer from the Apply section daily through the next week.



# Leader's Guide:

## **FREEDOM**

Invite the group to share how their week went with praying this prayer or the one from the video daily. Did they notice a change in how they thought or acted? How did it impact their connection with Christ throughout the week? What next step can they take so they can continue to experience the freedom Christ has purchased for them?





# Leader's Guide:

## **RELATIONALLY ENGAGED**

### FACILITATING THE DISCUSSION:

Much of your role as Life Group leader is to help surface questions and create conversation that foster self-discovery. Do NOT feel like you need to (or should) primarily teach the study. Having one or two prepared insights based on a scripture or discernment question is as much teaching as you might want to do. True transformation will be the fruit of guiding the discussion and providing questions for the conversation you are having. Refer to the "Get Curious" page in the playbook for more direction in how to ask good questions.

Consider the following questions as a way to guide your Life Group through the Study. Each Outcome Study includes five sections (Outcome Defined, Described, Evidence, Scripture and Next Steps). You will want to go through each section (not necessarily using every question). Page one of each study will help your group get beyond the surface of the specific spiritual outcome, so don't rush through it. You may need two weeks to get through the Study portion of the Outcomes.

### SET UP THE DISCUSSION:

Begin by asking:

- ▶ Where (if at all) have you experienced authentic community? What made it life-giving for you? Or, what do you feel has kept you from experiencing authentic community?

### SPIRITUAL OUTCOME DEFINED:

Read the definition and ask the first question and then one or two of the following questions to start the conversation:

- ▶ What does it look like to not only participate but promote authentic, Christ-centered, unified community?
  - ▶ How do you feel/what do you think about this definition?
  - ▶ Is there anything new or surprising about this definition?
  - ▶ Is there anything you would add or take away from this definition?



## SPIRITUAL OUTCOME DESCRIBED:

The description has several good thoughts that might get your group opening up quickly. As it relates to the Spiritual Outcome, don't be afraid to camp-out here for a while and let people share what aspect of the description grabbed their attention.

Read through the description and either pause to ask some of the questions from below (directions in parentheses) or read through the whole definition and then ask one or two of the following questions to start the conversation:

- ▶ Have you considered how essential unity in the church is for people to come to know Jesus and the good news of the gospel? What is your response to this (convicting, encouraging, challenging)? (Read after second paragraph)
- ▶ How have you experienced the kind of community in Jesus that brings people together who would never be in relationship otherwise? What was the fruit of those relationships? (Read after third paragraph)
- ▶ How are you doing at loving God's family particularly the local church family you are in? How is God calling you into greater love and commitment to that family? (Read after final paragraph)
  - ▶ What grabbed your attention from the description?
  - ▶ What questions come to mind as you read the description? Anything you didn't understand?
  - ▶ Is there anything you would add or take away from the description?
  - ▶ How do you respond to that description?

## EVIDENCE OF SPIRITUAL OUTCOME:

Read the "Evidence" list and ask a couple of the following ones:

- ▶ In what ways are you seeing evidence of this outcome in your life?
- ▶ In what area would you like to see growth?
- ▶ Is there any evidence of this outcome that you can think of that is not listed?

## SCRIPTURE AND DISCERNMENT QUESTIONS:

This section will be the meat of the conversation. It's in this section that you'll want to let the Scripture readings teach and inform your group on what this outcome is all about.

What passages of Scripture stood out to you the most and why?

- ▶ Did you learn anything new from these passages of Scripture?
- ▶ What did you learn about God as you engaged in this outcome? What did you learn about yourself?

**\*\*TIP\*\*** For each Outcome Study, as your group does the study on their own before group, have them star or highlight at least two scriptures and two discernment questions that grabbed their attention or caused them to ask deeper questions of themselves.

## NEXT STEPS (SO IMPORTANT-DON'T SKIP!):

Be sure that you leave enough time to explore what next steps could be for each person. Encourage them to consider what it would look like to apply whatever it is that God revealed to them in this outcome. It's in this section that you'll ask "so what?"

\*How have the things I've learned drawn me closer to Jesus and given me a deeper understanding of what He has done for me?

- ▶ How do I apply these things I've learned to my life?
- ▶ How does this lead to transformation in my life and not merely remain information?

Consider some of the ideas that were brought up and ask one or two questions;

- ▶ So what? – how will this impact my life four days, two weeks, a year from now?
- ▶ What do I need to start doing or stop doing to make this true of my life?
- ▶ What barriers are in my life right now that keep me from walking in these truths?
- ▶ How does my thinking need to shift in order to embrace and apply these truths?



# Leader's Guide:

## **RELATIONALLY ENGAGED**

### LEADING THE DISCUSSION:

Have the group thoughtfully read this section before coming to the group and discuss these questions:

- ▶ What did you learn about God through the reading?
- ▶ What did you learn about yourself?
- ▶ What's one thing you're going to start or stop doing as a result of what you discovered?



# Leader's Guide:

## **RELATIONALLY ENGAGED**

### LEADING THE DISCUSSION:

Take some time to review with your group how the assessment went and what they gleaned from it. What next steps do they need to take in order to grow in relational breadth and depth?





# Leader's Guide: **PEACEMAKER**

## FACILITATING THE DISCUSSION:

Much of your role as Life Group leader is to help surface questions and create conversation that foster self-discovery. Do NOT feel like you need to (or should) primarily teach the study. Having one or two prepared insights based on a scripture or discernment question is as much teaching as you might want to do. True transformation will be the fruit of guiding the discussion and providing questions for the conversation you are having. Refer to the "Get Curious" page in the playbook for more direction in how to ask good questions.

Consider the following questions as a way to guide your Life Group through the Study. Each Outcome Study includes five sections (Outcome Defined, Described, Evidence, Scripture and Next Steps). You will want to go through each section (not necessarily using every question). Page one of each study will help your group get beyond the surface of the specific spiritual outcome, so don't rush through it. You may need two weeks to get through the Study portion of the Outcomes.

## SET UP THE DISCUSSION:

Begin by asking:

- ▶ What is your relationship with conflict?

## SPIRITUAL OUTCOME DEFINED:

Read the definition and ask the first question and then one or two of the following questions to start the conversation:

- ▶ What's your understanding of biblical conflict resolution?
  - ▶ How do you feel/what do you think about this definition?
  - ▶ Is there anything new or surprising about this definition?
  - ▶ Is there anything you would add or take away from this definition?

## SPIRITUAL OUTCOME DESCRIBED:

The description has several good thoughts that might get your group opening up quickly. As it relates to the Spiritual Outcome, don't be afraid to camp-out here for a while and let people share what aspect of the description grabbed their attention.

Read through the description and either pause to ask some of the questions from below (directions in parentheses) or read through the whole definition and then ask one or two of the following questions to start the conversation:

- ▶ What fears come up for you around conflict? (Read after first paragraph)
- ▶ When (if at all) have you experienced good conflict in your relationships? What enabled it to happen that way? (Read after third paragraph)
- ▶ Does knowing you are reconciled to Christ and forgiven motivate you to move toward reconciliation with others? If not, what do you think gets in the way of that? (Read after fourth paragraph)
- ▶ Are you tempted to turn to gossip, isolationism, or bitterness when it comes to conflict? What do you do when you face those temptations? (Read after final paragraph)
  - ▶ What grabbed your attention from the description?
  - ▶ What questions come to mind as you read the description? Anything you didn't understand?
  - ▶ Is there anything you would add or take away from the description?
  - ▶ How do you respond to that description?

## EVIDENCE OF SPIRITUAL OUTCOME:

Read the "Evidence" list and ask a couple of the following ones:

- ▶ In what ways are you seeing evidence of this outcome in your life?
- ▶ In what area would you like to see growth?
- ▶ Is there any evidence of this outcome that you can think of that is not listed?

## SCRIPTURE AND DISCERNMENT QUESTIONS:

This section will be the meat of the conversation. It's in this section that you'll want to let the Scripture readings teach and inform your group on what this outcome is all about.

What passages of Scripture stood out to you the most and why?

- ▶ Did you learn anything new from these passages of Scripture?
- ▶ What did you learn about God as you engaged in this outcome? What did you learn about yourself?

**\*\*TIP\*\*** For each Outcome Study, as your group does the study on their own before group, have them star or highlight at least two scriptures and two discernment questions that grabbed their attention or caused them to ask deeper questions of themselves.

## NEXT STEPS (SO IMPORTANT-DON'T SKIP!):

Be sure that you leave enough time to explore what next steps could be for each person. Encourage them to consider what it would look like to apply whatever it is that God revealed to them in this outcome. It's in this section that you'll ask "so what?"


\*How have the things I've learned drawn me closer to Jesus and given me a deeper understanding of what He has done for me?

- ▶ How do I apply these things I've learned to my life?
- ▶ How does this lead to transformation in my life and not merely remain information?

Consider some of the ideas that were brought up and ask one or two questions;

- ▶ So what? – how will this impact my life four days, two weeks, a year from now?
- ▶ What do I need to start doing or stop doing to make this true of my life?
- ▶ What barriers are in my life right now that keep me from walking in these truths?
- ▶ How does my thinking need to shift in order to embrace and apply these truths?





# Leader's Guide:

## **PEACEMAKER**

### LEADING THE DISCUSSION:

Have the group thoughtfully read this section before coming to the group and discuss these questions:

- ▶ What did you learn about God through the reading?
- ▶ What did you learn about yourself?
- ▶ What's one thing you're going to start or stop doing as a result of what you discovered?



# Leader's Guide:

## **PEACEMAKER**

### LEADING THE DISCUSSION:

Take some time to review with your group how the exercise went. Which part of the guide came most easily for you? Which part was most challenging and why?

What next steps do you need to take toward seeking peace and reconciliation with others?





# Leader's Guide:

## **BUILD OTHERS**

### **STUDY**

#### FACILITATING THE DISCUSSION:

Much of your role as Life Group leader is to help surface questions and create conversation that foster self-discovery. Do NOT feel like you need to (or should) primarily teach the study. Having one or two prepared insights based on a scripture or discernment question is as much teaching as you might want to do. True transformation will be the fruit of guiding the discussion and providing questions for the conversation you are having. Refer to the "Get Curious" page in the playbook for more direction in how to ask good questions.

Consider the following questions as a way to guide your Life Group through the Study. Each Outcome Study includes five sections (Outcome Defined, Described, Evidence, Scripture and Next Steps). You will want to go through each section (not necessarily using every question). Page one of each study will help your group get beyond the surface of the specific spiritual outcome, so don't rush through it. You may need two weeks to get through the Study portion of the Outcomes.

#### SET UP THE DISCUSSION:

Begin by asking:

- ▶ How easy is it for you to encourage and exhort (strongly encourage or urge someone to do something) others?
- ▶ How easy is it for you to receive encouragement from others? Why or why not?

#### SPIRITUAL OUTCOME DEFINED:

Read the definition and ask the first question and then one or two of the following questions to start the conversation:

- ▶ How do you feel/what do you think about this definition?
- ▶ Is there anything new or surprising about this definition?
- ▶ Is there anything you would add or take away from this definition?

## SPIRITUAL OUTCOME DESCRIBED:

The description has several good thoughts that might get your group opening up quickly. As it relates to the Spiritual Outcome, don't be afraid to camp-out here for a while and let people share what aspect of the description grabbed their attention.

Read through the description and either pause to ask some of the questions from below (directions in parentheses) or read through the whole definition and then ask one or two of the following questions to start the conversation:

- ▶ How have you seen all grace or all truth cause damage (whether from you or someone else)? (Read after first paragraph)
- ▶ Can give an example of how someone who loved you approached you with grace and truth and what was the result? (Read after final paragraph)
  - ▶ What grabbed your attention from the description?
  - ▶ What questions come to mind as you read the description? Anything you didn't understand?
  - ▶ Is there anything you would add or take away from the description?
  - ▶ How do you respond to that description?

## EVIDENCE OF SPIRITUAL OUTCOME:

Read the "Evidence" list and ask a couple of the following ones:

- ▶ In what ways are you seeing evidence of this outcome in your life?
- ▶ In what area would you like to see growth?
- ▶ Is there any evidence of this outcome that you can think of that is not listed?

## SCRIPTURE AND DISCERNMENT QUESTIONS:

This section will be the meat of the conversation. It's in this section that you'll want to let the Scripture readings teach and inform your group on what this outcome is all about.

What passages of Scripture stood out to you the most and why?

- ▶ Did you learn anything new from these passages of Scripture?
- ▶ What did you learn about God as you engaged in this outcome? What did you learn about yourself?

**\*\*TIP\*\*** For each Outcome Study, as your group does the study on their own before group, have them star or highlight at least two scriptures and two discernment questions that grabbed their attention or caused them to ask deeper questions of themselves.

## NEXT STEPS (SO IMPORTANT-DON'T SKIP!):

Be sure that you leave enough time to explore what next steps could be for each person. Encourage them to consider what it would look like to apply whatever it is that God revealed to them in this outcome. It's in this section that you'll ask "so what?"

\*How have the things I've learned drawn me closer to Jesus and given me a deeper understanding of what He has done for me?

- ▶ How do I apply these things I've learned to my life?
- ▶ How does this lead to transformation in my life and not merely remain information?

Consider some of the ideas that were brought up and ask one or two questions;

- ▶ So what? – how will this impact my life four days, two weeks, a year from now?
- ▶ What do I need to start doing or stop doing to make this true of my life?
- ▶ What barriers are in my life right now that keep me from walking in these truths?
- ▶ How does my thinking need to shift in order to embrace and apply these truths?



# Leader's Guide:

## **BUILD OTHERS**

### LEADING THE DISCUSSION:

Have the group thoughtfully read this section before coming to the group and discuss these questions:

- ▶ What did you learn about God through the reading?
- ▶ What did you learn about yourself?
- ▶ What's one thing you're going to start or stop doing as a result of what you discovered?



## Leader's Guide: **BUILD OTHERS**

### LEADING THE DISCUSSION:

Take some time to review with your group how the assessment went and what they gleaned from it. What next steps do they need to take in order to grow in building others in grace and truth?







# Leader's Guide:

## **HUMILITY**

### FACILITATING THE DISCUSSION:

Much of your role as Life Group leader is to help surface questions and create conversation that foster self-discovery. Do NOT feel like you need to (or should) primarily teach the study. Having one or two prepared insights based on a scripture or discernment question is as much teaching as you might want to do. True transformation will be the fruit of guiding the discussion and providing questions for the conversation you are having. Refer to the "Get Curious" page in the playbook for more direction in how to ask good questions.

Consider the following questions as a way to guide your Life Group through the Study. Each Outcome Study includes five sections (Outcome Defined, Described, Evidence, Scripture and Next Steps). You will want to go through each section (not necessarily using every question). Page one of each study will help your group get beyond the surface of the specific spiritual outcome, so don't rush through it. You may need two weeks to get through the Study portion of the Outcomes.

### SET UP THE DISCUSSION:

Begin by asking:

- ▶ What comes to mind when you hear the word, humility?

### SPIRITUAL OUTCOME DEFINED:

Read the definition and ask the first question and then one or two of the following questions to start the conversation:

- ▶ How does this definition fit with your understanding of humility? How is it different?
  - ▶ How do you feel/what do you think about this definition?
  - ▶ Is there anything new or surprising about this definition?
  - ▶ Is there anything you would add or take away from this definition?

## SPIRITUAL OUTCOME DESCRIBED:

The description has several good thoughts that might get your group opening up quickly. As it relates to the Spiritual Outcome, don't be afraid to camp-out here for a while and let people share what aspect of the description grabbed their attention.

Read through the description and either pause to ask some of the questions from below (directions in parentheses) or read through the whole definition and then ask one or two of the following questions to start the conversation:

- ▶ Do you find yourself impacted by the pervasive individualism of our culture in the West? If so, how? (Read after first paragraph)
- ▶ When you think of God, does humility come to mind? What do you think/how do you feel about the humility of Jesus and how that perfectly reflects the very heart of God? (Read after third paragraph)
- ▶ Have you experienced this kind of self-understanding and security in who you are in Christ? If so, what was the fruit? If not, in what/whom do you go to gain understanding of yourself? (Read after fourth paragraph)
- ▶ Are you experiencing this freedom to rejoice in who God made you or the freedom to receive critique or correction? Which area might God be calling you to think rightly about yourself? (Read after last paragraph)
  - ▶ What grabbed your attention from the description?
  - ▶ What questions come to mind as you read the description? Anything you didn't understand?
  - ▶ Is there anything you would add or take away from the description?
  - ▶ How do you respond to that description?

## EVIDENCE OF SPIRITUAL OUTCOME:

Read the "Evidence" list and ask a couple of the following ones:

- ▶ In what ways are you seeing evidence of this outcome in your life?
- ▶ In what area would you like to see growth?
- ▶ Is there any evidence of this outcome that you can think of that is not listed?

## SCRIPTURE AND DISCERNMENT QUESTIONS:

This section will be the meat of the conversation. It's in this section that you'll want to let the Scripture readings teach and inform your group on what this outcome is all about.

What passages of Scripture stood out to you the most and why?

- ▶ Did you learn anything new from these passages of Scripture?
- ▶ What did you learn about God as you engaged in this outcome? What did you learn about yourself?

**\*\*TIP\*\*** For each Outcome Study, as your group does the study on their own before group, have them star or highlight at least two scriptures and two discernment questions that grabbed their attention or caused them to ask deeper questions of themselves.

## NEXT STEPS (SO IMPORTANT-DON'T SKIP!):

Be sure that you leave enough time to explore what next steps could be for each person. Encourage them to consider what it would look like to apply whatever it is that God revealed to them in this outcome. It's in this section that you'll ask "so what?"

\*How have the things I've learned drawn me closer to Jesus and given me a deeper understanding of what He has done for me?

- ▶ How do I apply these things I've learned to my life?
- ▶ How does this lead to transformation in my life and not merely remain information?

Consider some of the ideas that were brought up and ask one or two questions;

- ▶ So what? – how will this impact my life four days, two weeks, a year from now?
- ▶ What do I need to start doing or stop doing to make this true of my life?
- ▶ What barriers are in my life right now that keep me from walking in these truths?
- ▶ How does my thinking need to shift in order to embrace and apply these truths?



# Leader's Guide: **HUMILITY**

**"The Man the King Delights to Honor" by Timothy Keller**

## LEADING THE DISCUSSION:

Have the group thoughtfully listen to this message and interact with the outline before coming to the group. Discuss these questions:

- ▶ What stuck out to you the most from this message and why?
  - ▶ What did you learn about God through the message?
  - ▶ What did you learn about yourself?
  - ▶ What's one thing you're going to start or stop doing as a result of what you discovered?



# Leader's Guide:

## HUMILITY

### LEADING THE DISCUSSION:

This Apply has three parts, so give yourself a couple of weeks to focus on this section as a whole. Part One might be a hard one for your group to sit with and focus on their own, so consider walking through together. Invite them to bring a journal to the group and give them time to reflect with the Lord on the questions as you read Psalm 131 over them. Take time to pause after each exercise and share what God showed you in one or two of the questions.

**Assign Part Two** for them to do over the week, and when you come back together, share about the small steps they took toward humility and how that went. End the time by walking the group through Part 3, the Ignatian Prayer of Examen, and encourage them to practice this throughout the week.





# Leader's Guide:

## **SELF AWARENESS**

### **STUDY**

#### FACILITATING THE DISCUSSION:

Much of your role as Life Group leader is to help surface questions and create conversation that foster self-discovery. Do NOT feel like you need to (or should) primarily teach the study. Having one or two prepared insights based on a scripture or discernment question is as much teaching as you might want to do. True transformation will be the fruit of guiding the discussion and providing questions for the conversation you are having. Refer to the "Get Curious" page in the playbook for more direction in how to ask good questions.

Consider the following questions as a way to guide your Life Group through the Study. Each Outcome Study includes five sections (Outcome Defined, Described, Evidence, Scripture and Next Steps). You will want to go through each section (not necessarily using every question). Page one of each study will help your group get beyond the surface of the specific spiritual outcome, so don't rush through it. You may need two weeks to get through the Study portion of the Outcomes.

#### SET UP THE DISCUSSION:

Begin by asking:

- ▶ Would you describe yourself as self-aware? Why or why not?

#### SPIRITUAL OUTCOME DEFINED:

Read the definition and ask the first question and then one or two of the following questions to start the conversation:

- ▶ What do you think are a few of the positive & negative ways you impact others around you?
  - ▶ How do you feel/what do you think about this definition?
  - ▶ Is there anything new or surprising about this definition?
  - ▶ Is there anything you would add or take away from this definition?



## SPIRITUAL OUTCOME DESCRIBED:

The description has several good thoughts that might get your group opening up quickly. As it relates to the Spiritual Outcome, don't be afraid to camp-out here for a while and let people share what aspect of the description grabbed their attention.

Read through the description and either pause to ask some of the questions from below (directions in parentheses) or read through the whole definition and then ask one or two of the following questions to start the conversation:

- ▶ Why is self-awareness so much harder to understand than others-awareness? (Read after second paragraph)
- ▶ Do you typically consider the plank in your own eye before trying to remove the speck in another's? What is required in order to first see the plank in your eye? (Read after third paragraph)
- ▶ Which of these questions feels the scariest to you? Which are you most curious about?
  - ▶ "How can I bring a more helpful presence to our friendship?"
  - ▶ "What do you wish I knew but seemingly don't?"
  - ▶ "How have I blessed or challenged you?"
  - ▶ "What would you like to have more of from me?"
  - ▶ "What would you like to have less of from me?" (Read after final paragraph)
- ▶ What grabbed your attention from the description?
- ▶ What questions come to mind as you read the description? Anything you didn't understand?
- ▶ Is there anything you would add or take away from the description?
- ▶ How do you respond to that description?

## EVIDENCE OF SPIRITUAL OUTCOME:

Read the "Evidence" list and ask a couple of the following ones:

- ▶ In what ways are you seeing evidence of this outcome in your life?
- ▶ In what area would you like to see growth?
- ▶ Is there any evidence of this outcome that you can think of that is not listed?

## SCRIPTURE AND DISCERNMENT QUESTIONS:

This section will be the meat of the conversation. It's in this section that you'll want to let the Scripture readings teach and inform your group on what this outcome is all about.

What passages of Scripture stood out to you the most and why?

- ▶ Did you learn anything new from these passages of Scripture?
- ▶ What did you learn about God as you engaged in this outcome? What did you learn about yourself?

**\*\*TIP\*\*** For each Outcome Study, as your group does the study on their own before group, have them star or highlight at least two scriptures and two discernment questions that grabbed their attention or caused them to ask deeper questions of themselves.

## NEXT STEPS (SO IMPORTANT-DON'T SKIP!):

Be sure that you leave enough time to explore what next steps could be for each person. Encourage them to consider what it would look like to apply whatever it is that God revealed to them in this outcome. It's in this section that you'll ask "so what?"

\*How have the things I've learned drawn me closer to Jesus and given me a deeper understanding of what He has done for me?

- ▶ How do I apply these things I've learned to my life?
- ▶ How does this lead to transformation in my life and not merely remain information?

Consider some of the ideas that were brought up and ask one or two questions;

- ▶ So what? – how will this impact my life four days, two weeks, a year from now?
- ▶ What do I need to start doing or stop doing to make this true of my life?
- ▶ What barriers are in my life right now that keep me from walking in these truths?
- ▶ How does my thinking need to shift in order to embrace and apply these truths?



# Leader's Guide: **SELF AWARENESS**

## **SELF AWARENESS ASSESSMENT**

**Introduce**, show, and explain to your group the Self Awareness three-step assessment so they can start working on it.

**Assign the Read section** to discuss for the next week and then the Watch for the following, that way they will have three weeks to complete this Apply section. They will need that much time to invite trusted people to fill out their assessment and find time to review it with them.



# Leader's Guide: **SELF AWARENESS**

## LEADING THE DISCUSSION:

Have the group thoughtfully read this section before coming to the group and discuss these questions:

- ▶ What did you learn about God through the reading?
- ▶ What did you learn about yourself?
- ▶ What's one thing you're going to start or stop doing as a result of what you discovered?



# Leader's Guide: **SELF AWARENESS**

## LEADING THE DISCUSSION:

Have the group watch the video, Thanks for the Feedback -

<https://globalleadership.org/videos/leading-others/thanks-for-the-feedback>, and fill out the listening outline and questions before coming to group. Spend time discussing what they discovered in the reflective questions.



# Leader's Guide: **SELF AWARENESS**

## **SELF-AWARENESS ASSESSMENT**

Spend the time sharing with one another what you learned through doing this assessment, both in your own evaluation and others'. Did you notice any patterns or common themes? Consider discussing what you discovered from reflecting on these questions:

- Where do you need God's help to be more of the person you want to be?
- What are you grateful for from this exercise? What appreciation might you express to God?
- What next step is God calling you to in order to cooperate with Him more in your growth and transformation?





# Leader's Guide:

## **SERVE**

### FACILITATING THE DISCUSSION:

Much of your role as Life Group leader is to help surface questions and create conversation that foster self-discovery. Do NOT feel like you need to (or should) primarily teach the study. Having one or two prepared insights based on a scripture or discernment question is as much teaching as you might want to do. True transformation will be the fruit of guiding the discussion and providing questions for the conversation you are having. Refer to the "Get Curious" page in the playbook for more direction in how to ask good questions.

Consider the following questions as a way to guide your Life Group through the Study. Each Outcome Study includes five sections (Outcome Defined, Described, Evidence, Scripture and Next Steps). You will want to go through each section (not necessarily using every question). Page one of each study will help your group get beyond the surface of the specific spiritual outcome, so don't rush through it. You may need two weeks to get through the Study portion of the Outcomes.

### SET UP THE DISCUSSION:

Begin by asking:

- ▶ Do you find it easy or difficult to accept service from others?

### SPIRITUAL OUTCOME DEFINED:

Read the definition and ask the first question and then one or two of the following questions to start the conversation:

- ▶ Which of these aspects of serving are you most passionate about? Which are most challenging to you?
  - ▶ How do you feel/what do you think about this definition?
  - ▶ Is there anything new or surprising about this definition?
  - ▶ Is there anything you would add or take away from this definition?



## SPIRITUAL OUTCOME DESCRIBED:

The description has several good thoughts that might get your group opening up quickly. As it relates to the Spiritual Outcome, don't be afraid to camp-out here for a while and let people share what aspect of the description grabbed their attention.

Read through the description and either pause to ask some of the questions from below (directions in parentheses) or read through the whole definition and then ask one or two of the following questions to start the conversation:

- ▶ What do you think/how do you feel about the statement that "God came to earth to serve and give because He *is*, by nature, a self-sacrificing, self-giving God"? Do you think about God this way? (Read after second paragraph)
- ▶ How do we, like Jesus, proclaim freedom for the prisoners and set the oppressed free? (Read after third paragraph)
- ▶ What would it look like to spiritually serve someone? (Read after final paragraph)
  - ▶ What grabbed your attention from the description?
  - ▶ What questions come to mind as you read the description? Anything you didn't understand?
  - ▶ Is there anything you would add or take away from the description?
  - ▶ How do you respond to that description?

## EVIDENCE OF SPIRITUAL OUTCOME:

Read the "Evidence" list and ask a couple of the following ones:

- ▶ In what ways are you seeing evidence of this outcome in your life?
- ▶ In what area would you like to see growth?
- ▶ Is there any evidence of this outcome that you can think of that is not listed?

## SCRIPTURE AND DISCERNMENT QUESTIONS:

This section will be the meat of the conversation. It's in this section that you'll want to let the Scripture readings teach and inform your group on what this outcome is all about.

What passages of Scripture stood out to you the most and why?

- ▶ Did you learn anything new from these passages of Scripture?
- ▶ What did you learn about God as you engaged in this outcome? What did you learn about yourself?

**\*\*TIP\*\*** For each Outcome Study, as your group does the study on their own before group, have them star or highlight at least two scriptures and two discernment questions that grabbed their attention or caused them to ask deeper questions of themselves.

## NEXT STEPS (SO IMPORTANT-DON'T SKIP!):


Be sure that you leave enough time to explore what next steps could be for each person. Encourage them to consider what it would look like to apply whatever it is that God revealed to them in this outcome. It's in this section that you'll ask "so what?"

\*How have the things I've learned drawn me closer to Jesus and given me a deeper understanding of what He has done for me?

- ▶ How do I apply these things I've learned to my life?
- ▶ How does this lead to transformation in my life and not merely remain information?

Consider some of the ideas that were brought up and ask one or two questions;

- ▶ So what? – how will this impact my life four days, two weeks, a year from now?
- ▶ What do I need to start doing or stop doing to make this true of my life?
- ▶ What barriers are in my life right now that keep me from walking in these truths?
- ▶ How does my thinking need to shift in order to embrace and apply these truths?



**READ**

# Leader's Guide:

## **SERVE**

### LEADING THE DISCUSSION:

Have the group thoughtfully read this section before coming to the group and discuss these questions:

- ▶ What did you learn about God through the reading?
- ▶ What did you learn about yourself?
- ▶ What's one thing you're going to start or stop doing as a result of what you discovered?



# Leader's Guide:

## **SERVE**

### LEADING THE DISCUSSION:

Spend the time discussing what you discovered as you did the brainstorming, heartstorming and entrusting. What themes came up for you? Did anything surprise you? What new habit or practice do you hope to implement (with God's help) in order to grow in service of others?





# Leader's Guide:

## **SPIRITUAL GIFTS**

### FACILITATING THE DISCUSSION:

Much of your role as Life Group leader is to help surface questions and create conversation that foster self-discovery. Do NOT feel like you need to (or should) primarily teach the study. Having one or two prepared insights based on a scripture or discernment question is as much teaching as you might want to do. True transformation will be the fruit of guiding the discussion and providing questions for the conversation you are having. Refer to the "Get Curious" page in the playbook for more direction in how to ask good questions.

Consider the following questions as a way to guide your Life Group through the Study. Each Outcome Study includes five sections (Outcome Defined, Described, Evidence, Scripture and Next Steps). You will want to go through each section (not necessarily using every question). Page one of each study will help your group get beyond the surface of the specific spiritual outcome, so don't rush through it. You may need two weeks to get through the Study portion of the Outcomes.

### SET UP THE DISCUSSION:

Begin by asking:

- ▶ What come to mind for you with the topic, spiritual gifts?

### SPIRITUAL OUTCOME DEFINED:

Read the definition and ask the first two questions and then one or two of the following questions to start the conversation:

- ▶ In the definition it speaks of 3 steps - Identify, Develop & Deploy your spiritual gifts. Where you are you in that process?
- ▶ What do you think it looks like to develop your spiritual gifts?
  - ▶ How do you feel/what do you think about this definition?
  - ▶ Is there anything new or surprising about this definition?
  - ▶ Is there anything you would add or take away from this definition?

## SPIRITUAL OUTCOME DESCRIBED:

The description has several good thoughts that might get your group opening up quickly. As it relates to the Spiritual Outcome, don't be afraid to camp-out here for a while and let people share what aspect of the description grabbed their attention.

Read through the description and either pause to ask some of the questions from below (directions in parentheses) or read through the whole definition and then ask one or two of the following questions to start the conversation:

- ▶ How do we, working together, represent Christ to the world? Why can't we do it alone? (Read after third paragraph)
- ▶ Why do you think God has gifted us uniquely? (Read after final paragraph)
  - ▶ What grabbed your attention from the description?
  - ▶ What questions come to mind as you read the description? Anything you didn't understand?
  - ▶ Is there anything you would add or take away from the description?
  - ▶ How do you respond to that description?

## EVIDENCE OF SPIRITUAL OUTCOME:

Read the "Evidence" list and ask a couple of the following ones:

- ▶ In what ways are you seeing evidence of this outcome in your life?
- ▶ In what area would you like to see growth?
- ▶ Is there any evidence of this outcome that you can think of that is not listed?

## SCRIPTURE AND DISCERNMENT QUESTIONS:

This section will be the meat of the conversation. It's in this section that you'll want to let the Scripture readings teach and inform your group on what this outcome is all about.

What passages of Scripture stood out to you the most and why?

- ▶ Did you learn anything new from these passages of Scripture?
- ▶ What did you learn about God as you engaged in this outcome? What did you learn about yourself?

**\*\*TIP\*\*** For each Outcome Study, as your group does the study on their own before group, have them star or highlight at least two scriptures and two discernment questions that grabbed their attention or caused them to ask deeper questions of themselves.

## NEXT STEPS (SO IMPORTANT-DON'T SKIP!):

Be sure that you leave enough time to explore what next steps could be for each person. Encourage them to consider what it would look like to apply whatever it is that God revealed to them in this outcome. It's in this section that you'll ask "so what?"


\*How have the things I've learned drawn me closer to Jesus and given me a deeper understanding of what He has done for me?

- ▶ How do I apply these things I've learned to my life?
- ▶ How does this lead to transformation in my life and not merely remain information?

Consider some of the ideas that were brought up and ask one or two questions;

- ▶ So what? – how will this impact my life four days, two weeks, a year from now?
- ▶ What do I need to start doing or stop doing to make this true of my life?
- ▶ What barriers are in my life right now that keep me from walking in these truths?
- ▶ How does my thinking need to shift in order to embrace and apply these truths?





**READ**

# Leader's Guide: **SPIRITUAL GIFTS**

## LEADING THE DISCUSSION:

Have the group thoughtfully read this section before coming to the group and discuss these questions:

- ▶ What did you learn about God through the reading?
- ▶ What did you learn about yourself?
- ▶ What's one thing you're going to start or stop doing as a result of what you discovered?



# Leader's Guide: **SPIRITUAL GIFTS**

## LEADING THE DISCUSSION:

Spend the time discussing what you discovered as far as how God has gifted you. How are you currently applying your gifts? Did you identify some potential ways you can step into a situation(s) where you can use your spiritual gifts?





# Leader's Guide:

## **FINANCIAL GENEROSITY**

### FACILITATING THE DISCUSSION:

Much of your role as Life Group leader is to help surface questions and create conversation that foster self-discovery. Do NOT feel like you need to (or should) primarily teach the study. Having one or two prepared insights based on a scripture or discernment question is as much teaching as you might want to do. True transformation will be the fruit of guiding the discussion and providing questions for the conversation you are having. Refer to the "Get Curious" page in the playbook for more direction in how to ask good questions.

Consider the following questions as a way to guide your Life Group through the Study. Each Outcome Study includes five sections (Outcome Defined, Described, Evidence, Scripture and Next Steps). You will want to go through each section (not necessarily using every question). Page one of each study will help your group get beyond the surface of the specific spiritual outcome, so don't rush through it. You may need two weeks to get through the Study portion of the Outcomes.

### SET UP THE DISCUSSION:

Begin by asking:

- ▶ How was money handled and talked about in your home growing up? How does that affect your view of money today?

### SPIRITUAL OUTCOME DEFINED:

Read the definition and ask one or two of the following questions to start the conversation:

- ▶ How do you feel/what do you think about this definition?
- ▶ Is there anything new or surprising about this definition?
- ▶ Is there anything you would add or take away from this definition?

## SPIRITUAL OUTCOME DESCRIBED:

The description has several good thoughts that might get your group opening up quickly. As it relates to the Spiritual Outcome, don't be afraid to camp-out here for a while and let people share what aspect of the description grabbed their attention.

Read through the description and either pause to ask some of the questions from below (directions in parentheses) or read through the whole definition and then ask one or two of the following questions to start the conversation:

- ▶ It has been observed that Jesus discussed money and possessions more than he discussed heaven and hell. Why do you think this is? (Read after first paragraph)
- ▶ How do you respond to this statement: Every financial decision is a spiritual decision? Why do you agree or disagree? (Read after fourth paragraph)
- ▶ How have you experienced generosity draw your heart toward God or the love of money draw you away from Him? Do you think that how you treat money is so closely tied to your relationship with God? (Read after final paragraph)
  - ▶ What grabbed your attention from the description?
  - ▶ What questions come to mind as you read the description? Anything you didn't understand?
  - ▶ Is there anything you would add or take away from the description?
  - ▶ How do you respond to that description?

## EVIDENCE OF SPIRITUAL OUTCOME:

Read the "Evidence" list and ask a couple of the following ones:

- ▶ In what ways are you seeing evidence of this outcome in your life?
- ▶ In what area would you like to see growth?
- ▶ Is there any evidence of this outcome that you can think of that is not listed?

## SCRIPTURE AND DISCERNMENT QUESTIONS:

This section will be the meat of the conversation. It's in this section that you'll want to let the Scripture readings teach and inform your group on what this outcome is all about.

What passages of Scripture stood out to you the most and why?

- ▶ Did you learn anything new from these passages of Scripture?
- ▶ What did you learn about God as you engaged in this outcome? What did you learn about yourself?

**\*\*TIP\*\*** For each Outcome Study, as your group does the study on their own before group, have them star or highlight at least two scriptures and two discernment questions that grabbed their attention or caused them to ask deeper questions of themselves.

## NEXT STEPS (SO IMPORTANT-DON'T SKIP!):

Be sure that you leave enough time to explore what next steps could be for each person. Encourage them to consider what it would look like to apply whatever it is that God revealed to them in this outcome. It's in this section that you'll ask "so what?"

\*How have the things I've learned drawn me closer to Jesus and given me a deeper understanding of what He has done for me?

- ▶ How do I apply these things I've learned to my life?
- ▶ How does this lead to transformation in my life and not merely remain information?

Consider some of the ideas that were brought up and ask one or two questions;

- ▶ So what? – how will this impact my life four days, two weeks, a year from now?
- ▶ What do I need to start doing or stop doing to make this true of my life?
- ▶ What barriers are in my life right now that keep me from walking in these truths?
- ▶ How does my thinking need to shift in order to embrace and apply these truths?



# Leader's Guide:

## **FINANCIAL GENEROSITY**

### LEADING THE DISCUSSION:

Have the group thoughtfully read this section before coming to the group and discuss these questions:

- ▶ What did you learn about God through the reading?
- ▶ What did you learn about yourself?
- ▶ What's one thing you're going to start or stop doing as a result of what you discovered?



# Leader's Guide:

# **FINANCIAL GENEROSITY**

## LEADING THE DISCUSSION:

It's hard for us to talk about money, so please take some time to encourage your group to be honest about what was difficult about it and not be afraid to share what they discovered about themselves and their relationship with money. It's a positive step in the direction of growth!

Spend the time discussing what came up through the money test, money personality, and your internal/external commitments. What are some next steps you learned you need to take as a result of the internal/external commitments?







# Leader's Guide:

## **OUTREACH**

### FACILITATING THE DISCUSSION:

Much of your role as Life Group leader is to help surface questions and create conversation that foster self-discovery. Do NOT feel like you need to (or should) primarily teach the study. Having one or two prepared insights based on a scripture or discernment question is as much teaching as you might want to do. True transformation will be the fruit of guiding the discussion and providing questions for the conversation you are having. Refer to the "Get Curious" page in the playbook for more direction in how to ask good questions.

Consider the following questions as a way to guide your Life Group through the Study. Each Outcome Study includes five sections (Outcome Defined, Described, Evidence, Scripture and Next Steps). You will want to go through each section (not necessarily using every question). Page one of each study will help your group get beyond the surface of the specific spiritual outcome, so don't rush through it. You may need two weeks to get through the Study portion of the Outcomes.

### SET UP THE DISCUSSION:

Begin by asking:

- ▶ What fears rise to the surface when you hear the spiritual outcome of "Outreach"?

### SPIRITUAL OUTCOME DEFINED:

Read the definition and ask one or two of the following questions to start the conversation:

- ▶ Do you truly believe that the news of Jesus Christ is GOOD news for everybody? Why or why not?
- ▶ Are you typically hesitant to share the good news?
- ▶ What barriers do you sense to sharing the good news of Christ?
  - ▶ How do you feel/what do you think about this definition?
  - ▶ Is there anything new or surprising about this definition?
  - ▶ Is there anything you would add or take away from this definition?

## SPIRITUAL OUTCOME DESCRIBED:

The description has several good thoughts that might get your group opening up quickly. As it relates to the Spiritual Outcome, don't be afraid to camp-out here for a while and let people share what aspect of the description grabbed their attention.

Read through the description and either pause to ask some of the questions from below (directions in parentheses) or read through the whole definition and then ask one or two of the following questions to start the conversation:

- ▶ If you agree that Jesus is the best news we could share with others, answer this question: "Why don't we share Him as much as these other things we love so much?" (Read after the first paragraph)
- ▶ Have you experienced a negative response to sharing Christ? How did it make you feel and how did you respond? (Read after second paragraph)
- ▶ How do we genuinely and lovingly share Christ without being manipulative, overbearing or judgmental? (Read after final paragraph)
  - ▶ What grabbed your attention from the description?
  - ▶ What questions come to mind as you read the description? Anything you didn't understand?
  - ▶ Is there anything you would add or take away from the description?
  - ▶ How do you respond to that description?

## EVIDENCE OF SPIRITUAL OUTCOME:

Read the "Evidence" list and ask a couple of the following ones:

- ▶ In what ways are you seeing evidence of this outcome in your life?
- ▶ In what area would you like to see growth?
- ▶ Is there any evidence of this outcome that you can think of that is not listed?

## SCRIPTURE AND DISCERNMENT QUESTIONS:

This section will be the meat of the conversation. It's in this section that you'll want to let the Scripture readings teach and inform your group on what this outcome is all about.

What passages of Scripture stood out to you the most and why?

- ▶ Did you learn anything new from these passages of Scripture?
- ▶ What did you learn about God as you engaged in this outcome? What did you learn about yourself?

**\*\*TIP\*\*** For each Outcome Study, as your group does the study on their own before group, have them star or highlight at least two scriptures and two discernment questions that grabbed their attention or caused them to ask deeper questions of themselves.

## NEXT STEPS (SO IMPORTANT-DON'T SKIP!):


Be sure that you leave enough time to explore what next steps could be for each person. Encourage them to consider what it would look like to apply whatever it is that God revealed to them in this outcome. It's in this section that you'll ask "so what?"

\*How have the things I've learned drawn me closer to Jesus and given me a deeper understanding of what He has done for me?

- ▶ How do I apply these things I've learned to my life?
- ▶ How does this lead to transformation in my life and not merely remain information?

Consider some of the ideas that were brought up and ask one or two questions;

- ▶ So what? – how will this impact my life four days, two weeks, a year from now?
- ▶ What do I need to start doing or stop doing to make this true of my life?
- ▶ What barriers are in my life right now that keep me from walking in these truths?
- ▶ How does my thinking need to shift in order to embrace and apply these truths?



**READ**

# Leader's Guide:

## **OUTREACH**

### LEADING THE DISCUSSION:

Have the group thoughtfully read this section before coming to the group and discuss these questions:

- ▶ What did you learn about God through the reading?
- ▶ What did you learn about yourself?
- ▶ What's one thing you're going to start or stop doing as a result of what you discovered?



# Leader's Guide:

## **OUTREACH**

### LEADING THE DISCUSSION:

Ask the following questions to get the discussion going:

- ▶ What has been your experience with B.L.E.S.S.I.N.G. others?
- ▶ Which aspect comes most easily for you?
- ▶ Which aspect is the most challenging for you?
- ▶ What is your next step in B.L.E.S.S.I.N.G. those on your list?





# Leader's Guide: **INTERCESSION**

## FACILITATING THE DISCUSSION:

Much of your role as Life Group leader is to help surface questions and create conversation that foster self-discovery. Do NOT feel like you need to (or should) primarily teach the study. Having one or two prepared insights based on a scripture or discernment question is as much teaching as you might want to do. True transformation will be the fruit of guiding the discussion and providing questions for the conversation you are having. Refer to the "Get Curious" page in the playbook for more direction in how to ask good questions.

Consider the following questions as a way to guide your Life Group through the Study. Each Outcome Study includes five sections (Outcome Defined, Described, Evidence, Scripture and Next Steps). You will want to go through each section (not necessarily using every question). Page one of each study will help your group get beyond the surface of the specific spiritual outcome, so don't rush through it. You may need two weeks to get through the Study portion of the Outcomes.

## SET UP THE DISCUSSION:

Begin by asking:

- ▶ Share a positive experience you have had in prayer, whether it was someone praying for you or you praying for another.

## SPIRITUAL OUTCOME DEFINED:

Read the definition and ask the first question and one or two of the following questions to start the conversation:

- ▶ How much of a role does intercession play in your own prayer life? Is it important to you or not something you give much thought to?
  - ▶ How do you feel/what do you think about this definition?
  - ▶ Is there anything new or surprising about this definition?
  - ▶ Is there anything you would add or take away from this definition?



## SPIRITUAL OUTCOME DESCRIBED:

The description has several good thoughts that might get your group opening up quickly. As it relates to the Spiritual Outcome, don't be afraid to camp-out here for a while and let people share what aspect of the description grabbed their attention.

Read through the description and either pause to ask some of the questions from below (directions in parentheses) or read through the whole definition and then ask one or two of the following questions to start the conversation:

- ▶ How aware are you of the spiritual battle constantly going on around us? Do you consider the powerful position you have to affect change in both the physical and spiritual world through prayer? (Read after second paragraph)
- ▶ Do you think your prayers reflect a small view of God or a big one? (Read after fourth paragraph)
- ▶ How have you experienced a change in yourself as a result of interceding for others? (Read after final paragraph)
  - ▶ What grabbed your attention from the description?
  - ▶ What questions come to mind as you read the description? Anything you didn't understand?
  - ▶ Is there anything you would add or take away from the description?
  - ▶ How do you respond to that description?

## EVIDENCE OF SPIRITUAL OUTCOME:

Read the "Evidence" list and ask a couple of the following ones:

- ▶ In what ways are you seeing evidence of this outcome in your life?
- ▶ In what area would you like to see growth?
- ▶ Is there any evidence of this outcome that you can think of that is not listed?

## SCRIPTURE AND DISCERNMENT QUESTIONS:

This section will be the meat of the conversation. It's in this section that you'll want to let the Scripture readings teach and inform your group on what this outcome is all about.

What passages of Scripture stood out to you the most and why?

- ▶ Did you learn anything new from these passages of Scripture?
- ▶ What did you learn about God as you engaged in this outcome? What did you learn about yourself?

**\*\*TIP\*\*** For each Outcome Study, as your group does the study on their own before group, have them star or highlight at least two scriptures and two discernment questions that grabbed their attention or caused them to ask deeper questions of themselves.

## NEXT STEPS (SO IMPORTANT-DON'T SKIP!):

Be sure that you leave enough time to explore what next steps could be for each person. Encourage them to consider what it would look like to apply whatever it is that God revealed to them in this outcome. It's in this section that you'll ask "so what?"

\*How have the things I've learned drawn me closer to Jesus and given me a deeper understanding of what He has done for me?

- ▶ How do I apply these things I've learned to my life?
- ▶ How does this lead to transformation in my life and not merely remain information?

Consider some of the ideas that were brought up and ask one or two questions;

- ▶ So what? – how will this impact my life four days, two weeks, a year from now?
- ▶ What do I need to start doing or stop doing to make this true of my life?
- ▶ What barriers are in my life right now that keep me from walking in these truths?
- ▶ How does my thinking need to shift in order to embrace and apply these truths?



# Leader's Guide: **INTERCESSION**

## LEADING THE DISCUSSION:

Have the group thoughtfully read this section before coming to the group and discuss these questions:

- ▶ What did you learn about God through the reading?
- ▶ What did you learn about yourself?
- ▶ What's one thing you're going to start or stop doing as a result of what you discovered?



# Leader's Guide: **INTERCESSION**

## LEADING THE DISCUSSION:

After taking some time to reflect on everyone's experience with this apply, take the rest of the time to share prayer requests and practice interceding for one another.





# Leader's Guide:

# **MULTIPLICATION**

## FACILITATING THE DISCUSSION:

Much of your role as Life Group leader is to help surface questions and create conversation that foster self-discovery. Do NOT feel like you need to (or should) primarily teach the study. Having one or two prepared insights based on a scripture or discernment question is as much teaching as you might want to do. True transformation will be the fruit of guiding the discussion and providing questions for the conversation you are having. Refer to the "Get Curious" page in the playbook for more direction in how to ask good questions.

Consider the following questions as a way to guide your Life Group through the Study. Each Outcome Study includes five sections (Outcome Defined, Described, Evidence, Scripture and Next Steps). You will want to go through each section (not necessarily using every question). Page one of each study will help your group get beyond the surface of the specific spiritual outcome, so don't rush through it. You may need two weeks to get through the Study portion of the Outcomes.

## SET UP THE DISCUSSION:

Begin by asking this question:

- ▶ How familiar are you with the concept of discipleship and what role (if any) has it played in your life and faith?

## SPIRITUAL OUTCOME DEFINED:

Read the definition and ask the first question and one or two of the other questions to start the conversation:

- ▶ Is making disciples of Jesus an intentional practice in your own life? If not, why is that?
  - ▶ How do you feel/what do you think about this definition?
  - ▶ Is there anything new or surprising about this definition?
  - ▶ Is there anything you would add or take away from this definition?

## SPIRITUAL OUTCOME DESCRIBED:

The description has several good thoughts that might get your group opening up quickly. As it relates to the Spiritual Outcome, don't be afraid to camp-out here for a while and let people share what aspect of the description grabbed their attention.

Read through the description and either pause to ask some questions from below (directions in parentheses) or read through the whole definition and then ask one or two of the following questions to start the conversation:

- ▶ How would you explain the difference between evangelism and discipleship? Why is it that we are called not just to evangelism, but to make disciples of Jesus? (Read after first paragraph).
- ▶ Is this concept of multiplication new to you? What do you think/how do you feel about this process of making disciples? Does it inspire you? Intimidate you? Etc. (Read after third paragraph)
- ▶ What support system do you have around you to help you multiply your faith? Do you have a Paul or Barnabus or both in your life? If not, why do you think that is? (Read after final paragraph)
  - ▶ What grabbed your attention from the description?
  - ▶ What questions come to mind as you read the description? Anything you didn't understand?
  - ▶ Is there anything you would add or take away from the description?
  - ▶ How do you respond to that description?

## EVIDENCE OF SPIRITUAL OUTCOME:

Read the "Evidence" list and ask a couple of the following ones:

- ▶ In what ways are you seeing evidence of this outcome in your life?
- ▶ In what area would you like to see growth?
- ▶ Is there any evidence of this outcome that you can think of that is not listed?

## SCRIPTURE AND DISCERNMENT QUESTIONS:

This section will be the meat of the conversation. It's in this section that you'll want to let the Scripture readings teach and inform your group on what this outcome is all about.

What passages of Scripture stood out to you the most and why?

- ▶ Did you learn anything new from these passages of Scripture?
- ▶ What did you learn about God as you engaged in this outcome? What did you learn about yourself?

**\*\*TIP\*\*** For each Outcome Study, as your group does the study on their own before group, have them star or highlight at least two scriptures and two discernment questions that grabbed their attention or caused them to ask deeper questions of themselves.

## NEXT STEPS (SO IMPORTANT-DON'T SKIP!):

Be sure that you leave enough time to explore what next steps could be for each person. Encourage them to consider what it would look like to apply whatever it is that God revealed to them in this outcome. It's in this section that you'll ask "so what?"

\*How have the things I've learned drawn me closer to Jesus and given me a deeper understanding of what He has done for me?

- ▶ How do I apply these things I've learned to my life?
- ▶ How does this lead to transformation in my life and not merely remain information?

Consider some of the ideas that were brought up and ask one or two questions;

- ▶ So what? – how will this impact my life four days, two weeks, a year from now?
- ▶ What do I need to start doing or stop doing to make this true of my life?
- ▶ What barriers are in my life right now that keep me from walking in these truths?
- ▶ How does my thinking need to shift in order to embrace and apply these truths?





# BE THE BODY MULTIPLICATION

## LEADING THE DISCUSSION

Tony Evans, The Missing Key message- <https://www.youtube.com/watch?v=OeCUBMkXAIM&t=696s>

Have the group watch the sermon by Tony Evans prior to group and interact with the listening outline and reflective questions. Choose three or four questions from the reflective questions to discuss as a group.



# Leader's Guide: **MULTIPLICATION**

## LEADING THE DISCUSSION:

Have the group do the Apply exercise prior to coming to group. Encourage them to set aside a good hour at least to reflect and pray on how God is inviting them to make disciplines in their own areas of influence. Discuss as a group what they discovered and what tangible next step they can take to cooperate with God in this call to make disciples.